

Product Datasheet

Endothelin-3 Antibody (2A6-2A4) - Azide and BSA Free H00001908-M01

Unit Size: 0.1 mg

Aliquot and store at -20C or -80C. Avoid freeze-thaw cycles.

www.novusbio.com



technical@novusbio.com

Publications: 2

Protocols, Publications, Related Products, Reviews, Research Tools and Images at:
www.novusbio.com/H00001908-M01

Updated 2/21/2025 v.20.1

Earn rewards for product
reviews and publications.

Submit a publication at www.novusbio.com/publications

Submit a review at www.novusbio.com/reviews/destination/H00001908-M01



H00001908-M01

Endothelin-3 Antibody (2A6-2A4) - Azide and BSA Free

Product Information

Unit Size	0.1 mg
Concentration	Concentrations vary lot to lot. See vial label for concentration. If unlisted please contact technical services.
Storage	Aliquot and store at -20C or -80C. Avoid freeze-thaw cycles.
Clonality	Monoclonal
Clone	2A6-2A4
Preservative	No Preservative
Isotype	IgG1 Kappa
Purity	IgG purified
Buffer	In 1x PBS, pH 7.4

Product Description

Description	Quality control test: Antibody Reactive Against Recombinant Protein.
Host	Mouse
Gene ID	1908
Gene Symbol	EDN3
Species	Human
Specificity/Sensitivity	EDN3 - endothelin 3
Immunogen	EDN3 (AAH08876, 1 a.a. ~ 238 a.a) full-length recombinant protein with GST tag. MW of the GST tag alone is 26 KDa. MEPGLWLLFGLTVTSAAGFVPCSQSGDAGRRGVSQAPTAARSEGDCEETVAGPGEETVAGPGEGTVAPTALQGSPGSPGQEQAAEGAPEHHRSRRCTCFTYKDKECVYYCHLDIIWINTPEQTVPYGLSNYRGSFGRKRSAGPLPGNLQLSHRPHLRCACVGRYDKACLFCTQTLDVSSNSRTAEKTDKEEEGKVEVKDQQSKQALDLHHPKLMPGSGLALAPSTCPRCLFQEGAP
Notes	This product is produced by and distributed for Abnova, a company based in Taiwan.

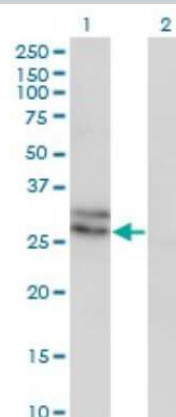
Product Application Details

Applications	Western Blot, ELISA, Immunoprecipitation
Recommended Dilutions	Western Blot 1:500, ELISA, Immunoprecipitation
Application Notes	Antibody reactivity against cell lysate and recombinant protein for WB. It has also been used for ELISA.

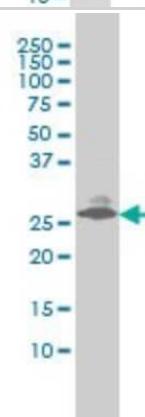


Images

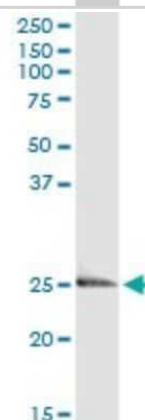
Western Blot: Endothelin-3 Antibody (2A6-2A4) [H00001908-M01] - Analysis of EDN3 expression in transfected 293T cell line by EDN3 monoclonal antibody (M01), clone 2A6-2A4. Lane 1: EDN3 transfected lysate(25.5 KDa). Lane 2: Non-transfected lysate.



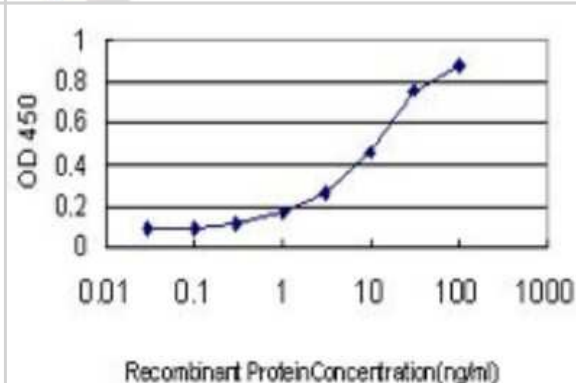
Western Blot: Endothelin-3 Antibody (2A6-2A4) [H00001908-M01] - EDN3 monoclonal antibody (M01), clone 2A6-2A4 Analysis of EDN3 expression in LNCaP.



Immunoprecipitation: Endothelin-3 Antibody (2A6-2A4) [H00001908-M01] - Analysis of EDN3 transfected lysate using anti-EDN3 monoclonal antibody and Protein A Magnetic Bead, and immunoblotted with EDN3 MaxPab rabbit polyclonal antibody.



ELISA: Endothelin-3 Antibody (2A6-2A4) [H00001908-M01] - Detection limit for recombinant GST tagged EDN3 is approximately 0.3ng/ml as a capture antibody.



Publications

Zhu P, Li X, Liu Y et al. Methylation-mediated silencing of EDN3 promotes cervical cancer proliferation, migration and invasion *Frontiers in oncology* 2023-02-03 [PMID: 36824133] (WB, Human)

Details:

Overexpression of EDN3

Halbert D, Domenyuk V, Spetzler D et al. Aptamers and uses thereof United States Patent Application US 9958448 B2 2018-01-01





Novus Biologicals USA

10730 E. Briarwood Avenue
Centennial, CO 80112
USA
Phone: 303.730.1950
Toll Free: 1.888.506.6887
Fax: 303.730.1966
nb-customerservice@bio-techne.com

Bio-Techne Canada

21 Canmotor Ave
Toronto, ON M8Z 4E6
Canada
Phone: 905.827.6400
Toll Free: 855.668.8722
Fax: 905.827.6402
canada.inquires@bio-techne.com

Bio-Techne Ltd

19 Barton Lane
Abingdon Science Park
Abingdon, OX14 3NB, United Kingdom
Phone: (44) (0) 1235 529449
Free Phone: 0800 37 34 15
Fax: (44) (0) 1235 533420
info.EMEA@bio-techne.com

General Contact Information

www.novusbio.com
Technical Support: nb-technical@bio-techne.com
Orders: nb-customerservice@bio-techne.com
General: novus@novusbio.com

Products Related to H00001908-M01

HAF007	Goat anti-Mouse IgG Secondary Antibody [HRP]
NB720-B	Rabbit anti-Mouse IgG (H+L) Secondary Antibody [Biotin]
NBP1-43319-0.5mg	Mouse IgG1 Kappa Isotype Control (P3.6.2.8.1)
NBP2-51961-0.01mg	Recombinant Human Endothelin-3 His Protein

Limitations

This product is for research use only and is not approved for use in humans or in clinical diagnosis. Primary Antibodies are guaranteed for 1 year from date of receipt.

For more information on our 100% guarantee, please visit www.novusbio.com/guarantee

Earn gift cards/discounts by submitting a review: www.novusbio.com/reviews/submit/H00001908-M01

Earn gift cards/discounts by submitting a publication using this product:
www.novusbio.com/publications

