

# Product Datasheet

## DLX3 Antibody (3F7) - Azide and BSA Free H00001747-M09

Unit Size: 0.1 mg

Aliquot and store at -20C or -80C. Avoid freeze-thaw cycles.

[www.novusbio.com](http://www.novusbio.com)



[technical@novusbio.com](mailto:technical@novusbio.com)

Protocols, Publications, Related Products, Reviews, Research Tools and Images at:  
[www.novusbio.com/H00001747-M09](http://www.novusbio.com/H00001747-M09)

Updated 2/21/2025 v.20.1

Earn rewards for product  
reviews and publications.

Submit a publication at [www.novusbio.com/publications](http://www.novusbio.com/publications)

Submit a review at [www.novusbio.com/reviews/destination/H00001747-M09](http://www.novusbio.com/reviews/destination/H00001747-M09)



**H00001747-M09**

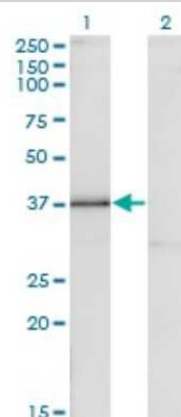
DLX3 Antibody (3F7) - Azide and BSA Free

Product Information	
Unit Size	0.1 mg
Concentration	Concentrations vary lot to lot. See vial label for concentration. If unlisted please contact technical services.
Storage	Aliquot and store at -20C or -80C. Avoid freeze-thaw cycles.
Clonality	Monoclonal
Clone	3F7
Preservative	No Preservative
Isotype	IgG2a Kappa
Purity	IgG purified
Buffer	In 1x PBS, pH 7.4
Product Description	
Description	Quality control test: Antibody Reactive Against Recombinant Protein.
Host	Mouse
Gene ID	1747
Gene Symbol	DLX3
Species	Human
Specificity/Sensitivity	DLX3 - distal-less homeobox 3 (3F7)
Immunogen	DLX3 (AAH28970, 1 a.a. ~ 287 a.a) full-length recombinant protein with GST tag. MW of the GST tag alone is 26 KDa. MSGSFDRKLSSILTDISSSLSCHAGSKDSPTLPESVTDLGYYSA PQHDYYSGQ PYGQTVNPYTYHHQFNLNGLAGTGAYSPKSEYTYGASYRQYGAYREQPLPAQ DPVSVKEEPEAEVRMVNGKPKKVRKPRTIYSSYQLAALQRRFQKAQYLALPER AELAAQLGLTQTQVKIWFQNRRSKFKKLYKNGEVPLEHSPNNSDSMACNSPP SPALWDTSSHSTPAPARSQLPPPLPYASPSYLDPTNSWYHAQNLSGPHLQ QQPPQPATLHHASPGPPNPGAVY
Notes	This product is produced by and distributed for Abnova, a company based in Taiwan.
Product Application Details	
Applications	Western Blot, ELISA, Immunocytochemistry/ Immunofluorescence
Recommended Dilutions	Western Blot 1:500, ELISA, Immunocytochemistry/ Immunofluorescence
Application Notes	Antibody reactivity against Recombinant Protein with GST tag on ELISA and WB. GST tag alone is used as a negative control.

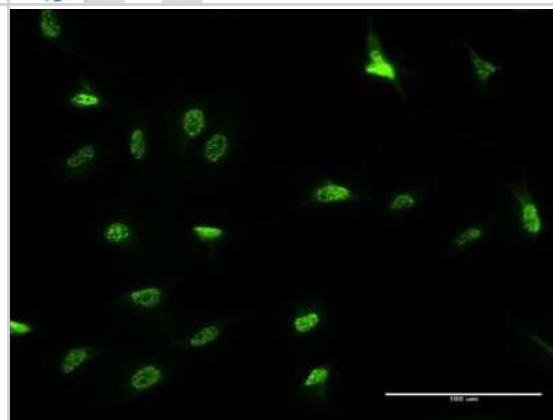


## Images

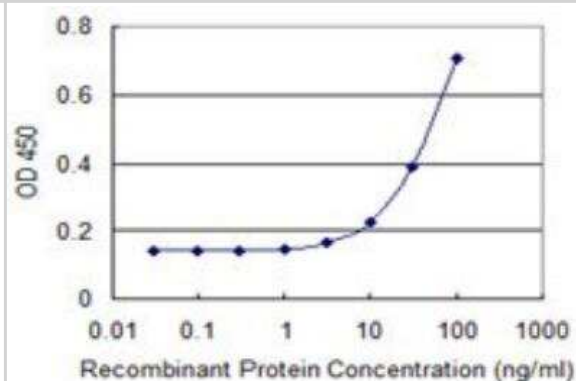
Western Blot: DLX3 Antibody (3F7) [H00001747-M09] - Analysis of DLX3 expression in transfected 293T cell line by DLX3 monoclonal antibody (M09), clone 3F7. Lane 1: DLX3 transfected lysate (31.7 KDa). Lane 2: Non-transfected lysate.



Immunocytochemistry/Immunofluorescence: DLX3 Antibody (3F7) [H00001747-M09] - Analysis of monoclonal antibody to DLX3 on HeLa cell. Antibody concentration 10 ug/ml



ELISA: DLX3 Antibody (3F7) [H00001747-M09] - Detection limit for recombinant GST tagged DLX3 is 3 ng/ml as a capture antibody.





### **Novus Biologicals USA**

10730 E. Briarwood Avenue  
Centennial, CO 80112  
USA  
Phone: 303.730.1950  
Toll Free: 1.888.506.6887  
Fax: 303.730.1966  
nb-customerservice@bio-techne.com

### **Bio-Techne Canada**

21 Canmotor Ave  
Toronto, ON M8Z 4E6  
Canada  
Phone: 905.827.6400  
Toll Free: 855.668.8722  
Fax: 905.827.6402  
canada.inquires@bio-techne.com

### **Bio-Techne Ltd**

19 Barton Lane  
Abingdon Science Park  
Abingdon, OX14 3NB, United Kingdom  
Phone: (44) (0) 1235 529449  
Free Phone: 0800 37 34 15  
Fax: (44) (0) 1235 533420  
info.EMEA@bio-techne.com

### **General Contact Information**

www.novusbio.com  
Technical Support: nb-technical@bio-techne.com  
Orders: nb-customerservice@bio-techne.com  
General: novus@novusbio.com

### **Products Related to H00001747-M09**

---

HAF007	Goat anti-Mouse IgG Secondary Antibody [HRP]
NB720-B	Rabbit anti-Mouse IgG (H+L) Secondary Antibody [Biotin]
NBP1-96981-0.5mg	Mouse IgG2a Kappa Isotype Control (M2AK)
NBP2-23004	Recombinant Human DLX3 His Protein

---

### **Limitations**

This product is for research use only and is not approved for use in humans or in clinical diagnosis. Primary Antibodies are guaranteed for 1 year from date of receipt.

For more information on our 100% guarantee, please visit [www.novusbio.com/guarantee](http://www.novusbio.com/guarantee)

Earn gift cards/discounts by submitting a review: [www.novusbio.com/reviews/submit/H00001747-M09](http://www.novusbio.com/reviews/submit/H00001747-M09)

Earn gift cards/discounts by submitting a publication using this product:  
[www.novusbio.com/publications](http://www.novusbio.com/publications)

