

# Product Datasheet

## CYC1 Antibody - Azide and BSA Free H00001537-D01P

Unit Size: 0.1 mg

Aliquot and store at -20C or -80C. Avoid freeze-thaw cycles.

[www.novusbio.com](http://www.novusbio.com)



[technical@novusbio.com](mailto:technical@novusbio.com)

### Publications: 1

Protocols, Publications, Related Products, Reviews, Research Tools and Images at:  
[www.novusbio.com/H00001537-D01P](http://www.novusbio.com/H00001537-D01P)

Updated 2/21/2025 v.20.1

Earn rewards for product  
reviews and publications.

Submit a publication at [www.novusbio.com/publications](http://www.novusbio.com/publications)

Submit a review at [www.novusbio.com/reviews/destination/H00001537-D01P](http://www.novusbio.com/reviews/destination/H00001537-D01P)



**H00001537-D01P**

CYC1 Antibody - Azide and BSA Free

Product Information	
Unit Size	0.1 mg
Concentration	Concentrations vary lot to lot. See vial label for concentration. If unlisted please contact technical services.
Storage	Aliquot and store at -20C or -80C. Avoid freeze-thaw cycles.
Clonality	Polyclonal
Preservative	No Preservative
Isotype	IgG
Purity	Protein A purified
Buffer	PBS (pH 7.4)

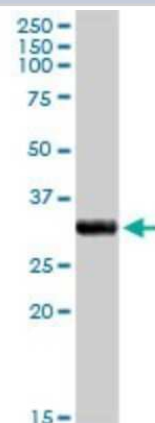
Product Description	
Description	Quality control test: Antibody reactive against mammalian transfected lysate.
Host	Rabbit
Gene ID	1537
Gene Symbol	CYC1
Species	Human, Mouse
Specificity/Sensitivity	Reacts with cytochrome c-1.
Immunogen	CYC1 (NP_001907.2, 1 a.a. - 325 a.a.) full-length human protein. MAAAAASLRGVVLGPRGAGLPGARARGLLCSARPGQLPLRTPQAVALS SSKSG LSRGRKVMLSALGMLAAGGAGLAVALHSAVSASDLELHPPSYPSWHRGLLSSL DHTSIRRGFQVYKQVCASCHSMDFVAYRHLVGV CYTEDEAKELAAEVEVQDG PNEDGEMFMRPGKLFDYFPKYPNSEAARAANNGALPPDLSYIVRARHGGED YVFSLLTGYCEPPTGVSLREGLYFNYPYFPGQAIAMAPPIYTDVLEFDDGTPATM SQIAKDVCTFLRWASEPEHDHRKRMGLKMLMMALLVPLVYTIKRHKWSVLKS RKLAYRPPK
Notes	This product is produced by and distributed for Abnova, a company based in Taiwan.

Product Application Details	
Applications	Western Blot
Recommended Dilutions	Western Blot
Application Notes	This antibody is reactive against tissue and transfected lysate in WB and as a detection antibody in ELISA.

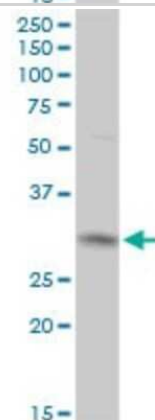


## Images

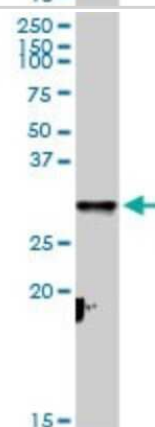
Western Blot: CYC1 Antibody [H00001537-D01P] - Analysis of CYC1 expression in mouse kidney.



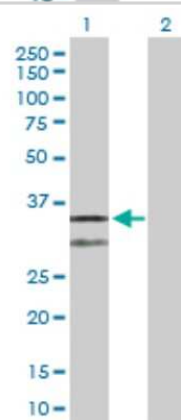
Western Blot: CYC1 Antibody [H00001537-D01P] - Analysis of CYC1 expression in A-431.



Western Blot: CYC1 Antibody [H00001537-D01P] - Analysis of CYC1 expression in human pancreas.



Western Blot: CYC1 Antibody [H00001537-D01P] - Analysis of CYC1 expression in transfected 293T cell line by CYC1 polyclonal antibody. Lane 1: CYC1 transfected lysate (35.40 KDa). Lane 2: Non-transfected lysate.



## Publications

Barjaktarovic Z, Schmaltz D, Shyla A et al. Radiation-induced signaling results in mitochondrial impairment in mouse heart at 4 weeks after exposure to x-rays. PLoS One. 2011-12-07 [PMID: 22174747]



### **Novus Biologicals USA**

10730 E. Briarwood Avenue  
Centennial, CO 80112  
USA  
Phone: 303.730.1950  
Toll Free: 1.888.506.6887  
Fax: 303.730.1966  
nb-customerservice@bio-techne.com

### **Bio-Techne Canada**

21 Canmotor Ave  
Toronto, ON M8Z 4E6  
Canada  
Phone: 905.827.6400  
Toll Free: 855.668.8722  
Fax: 905.827.6402  
canada.inquires@bio-techne.com

### **Bio-Techne Ltd**

19 Barton Lane  
Abingdon Science Park  
Abingdon, OX14 3NB, United Kingdom  
Phone: (44) (0) 1235 529449  
Free Phone: 0800 37 34 15  
Fax: (44) (0) 1235 533420  
info.EMEA@bio-techne.com

### **General Contact Information**

www.novusbio.com  
Technical Support: nb-technical@bio-techne.com  
Orders: nb-customerservice@bio-techne.com  
General: novus@novusbio.com

### **Products Related to H00001537-D01P**

---

HAF008	Goat anti-Rabbit IgG Secondary Antibody [HRP]
NB7160	Goat anti-Rabbit IgG (H+L) Secondary Antibody [HRP]
NBP2-24891	Rabbit IgG Isotype Control
H00001537-P01-10ug	Recombinant Human CYC1 GST (N-Term) Protein

---

### **Limitations**

This product is for research use only and is not approved for use in humans or in clinical diagnosis. Primary Antibodies are guaranteed for 1 year from date of receipt.

For more information on our 100% guarantee, please visit [www.novusbio.com/guarantee](http://www.novusbio.com/guarantee)

Earn gift cards/discounts by submitting a review: [www.novusbio.com/reviews/submit/H00001537-D01P](http://www.novusbio.com/reviews/submit/H00001537-D01P)

Earn gift cards/discounts by submitting a publication using this product:  
[www.novusbio.com/publications](http://www.novusbio.com/publications)

