

Product Datasheet

CSTF3 Antibody (1D4) - Azide and BSA Free H00001479-M01

Unit Size: 0.1 mg

Aliquot and store at -20C or -80C. Avoid freeze-thaw cycles.

www.novusbio.com



technical@novusbio.com

Publications: 1

Protocols, Publications, Related Products, Reviews, Research Tools and Images at:
www.novusbio.com/H00001479-M01

Updated 2/21/2025 v.20.1

Earn rewards for product
reviews and publications.

Submit a publication at www.novusbio.com/publications

Submit a review at www.novusbio.com/reviews/destination/H00001479-M01



H00001479-M01


CSTF3 Antibody (1D4) - Azide and BSA Free

Product Information	
Unit Size	0.1 mg
Concentration	Concentrations vary lot to lot. See vial label for concentration. If unlisted please contact technical services.
Storage	Aliquot and store at -20C or -80C. Avoid freeze-thaw cycles.
Clonality	Monoclonal
Clone	1D4
Preservative	No Preservative
Isotype	IgG1 Kappa
Purity	IgG purified
Buffer	In 1x PBS, pH 7.4
Product Description	
Description	Quality control test: Antibody Reactive Against Recombinant Protein.
Host	Mouse
Gene ID	1479
Gene Symbol	CSTF3
Species	Human, Rat
Specificity/Sensitivity	CSTF3 - cleavage stimulation factor, 3' pre-RNA, subunit 3, 77kDa
Immunogen	CSTF3 (AAH09792, 1 a.a. ~ 103 a.a) full-length recombinant protein with GST tag. MW of the GST tag alone is 26 KDa. MSGDGATEQAAEYVPEKVKKAEKKLEENPYDLDAWSILIREAQNPIDKARKT YERLVAQFPSSGRFWKLYIEAEVTILFYFFLYQYCSIHCSDRKQVRNIAN
Notes	This product is produced by and distributed for Abnova, a company based in Taiwan.
Product Application Details	
Applications	Western Blot, ELISA, Immunocytochemistry/ Immunofluorescence, Immunohistochemistry, Immunohistochemistry-Paraffin, Sandwich ELISA, Knockdown Validated
Recommended Dilutions	Western Blot 1:500, ELISA, Immunohistochemistry, Immunocytochemistry/ Immunofluorescence, Immunohistochemistry-Paraffin, Sandwich ELISA, Knockdown Validated
Application Notes	Antibody reactivity against recombinant protein and transfected lysate for WB. It has been used for IF, IHC-P, RNAi Validation and ELISA.

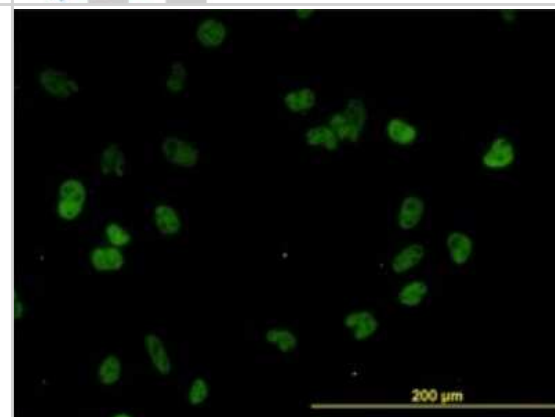


Images

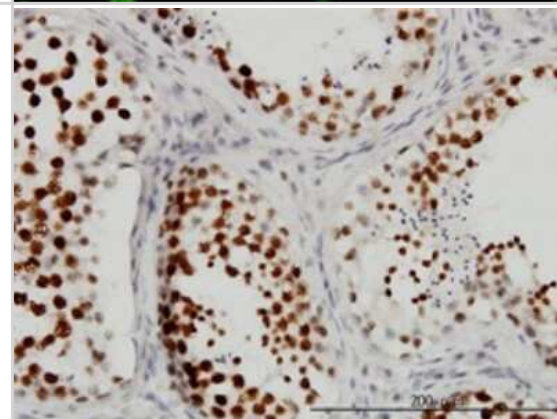
Western Blot: CSTF3 Antibody (1D4) [H00001479-M01] - Analysis of CSTF3 expression in transfected 293T cell line by CSTF3 monoclonal antibody (M01), clone 1D4. Lane 1: CSTF3 transfected lysate(11.44 KDa). Lane 2: Non-transfected lysate.



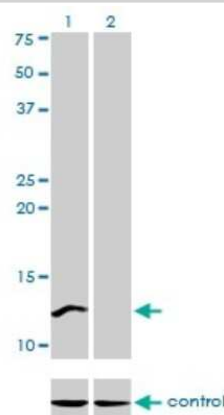
Immunocytochemistry/Immunofluorescence: CSTF3 Antibody (1D4) [H00001479-M01] - Analysis of monoclonal antibody to CSTF3 on HeLa cell. Antibody concentration 10 ug/ml.



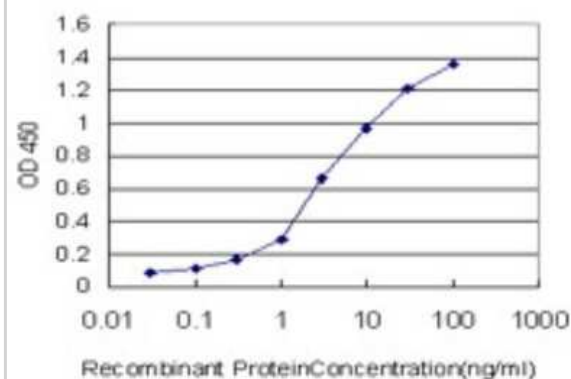
Immunohistochemistry-Paraffin: CSTF3 Antibody (1D4) [H00001479-M01] - Analysis of monoclonal antibody to CSTF3 on formalin-fixed paraffin-embedded human testis. Antibody concentration 3 ug/ml.



Western Blot: CSTF3 Antibody (1D4) [H00001479-M01] - Analysis of CSTF3 over-expressed 293 cell line, cotransfected with CSTF3 Validated Chimera RNAi (Cat # H00001479-R01V) (Lane 2) or non-transfected control (Lane 1). Blot probed with CSTF3 monoclonal antibody (M01), clone 1D4 (Cat # H00001479-M01). GAPDH (36.1 kDa) used as specificity and loading control.



Sandwich ELISA: CSTF3 Antibody (1D4) [H00001479-M01] - Detection limit for recombinant GST tagged CSTF3 is approximately 0.1ng/ml as a capture antibody.



Publications

Shankarling GS, MacDonald CC. Polyadenylation site-specific differences in the activity of the neuronal betaCstF-64 protein in PC-12 cells. *Gene*. 2013-10-25 [PMID: 23948079]



Novus Biologicals USA

10730 E. Briarwood Avenue
Centennial, CO 80112
USA
Phone: 303.730.1950
Toll Free: 1.888.506.6887
Fax: 303.730.1966
nb-customerservice@bio-techne.com

Bio-Techne Canada

21 Canmotor Ave
Toronto, ON M8Z 4E6
Canada
Phone: 905.827.6400
Toll Free: 855.668.8722
Fax: 905.827.6402
canada.inquires@bio-techne.com

Bio-Techne Ltd

19 Barton Lane
Abingdon Science Park
Abingdon, OX14 3NB, United Kingdom
Phone: (44) (0) 1235 529449
Free Phone: 0800 37 34 15
Fax: (44) (0) 1235 533420
info.EMEA@bio-techne.com

General Contact Information

www.novusbio.com
Technical Support: nb-technical@bio-techne.com
Orders: nb-customerservice@bio-techne.com
General: novus@novusbio.com

Products Related to H00001479-M01

HAF007	Goat anti-Mouse IgG Secondary Antibody [HRP]
NB720-B	Rabbit anti-Mouse IgG (H+L) Secondary Antibody [Biotin]
NBP1-43319-0.5mg	Mouse IgG1 Kappa Isotype Control (P3.6.2.8.1)
H00001479-P01-10ug	Recombinant Human CSTF3 GST (N-Term) Protein

Limitations

This product is for research use only and is not approved for use in humans or in clinical diagnosis. Primary Antibodies are guaranteed for 1 year from date of receipt.

For more information on our 100% guarantee, please visit www.novusbio.com/guarantee

Earn gift cards/discounts by submitting a review: www.novusbio.com/reviews/submit/H00001479-M01

Earn gift cards/discounts by submitting a publication using this product:
www.novusbio.com/publications

