

Product Datasheet

Casein Kinase 2 alpha Antibody (3D9) - Azide and BSA Free H00001457-M01

Unit Size: 0.1 mg

Aliquot and store at -20C or -80C. Avoid freeze-thaw cycles.

www.novusbio.com



technical@novusbio.com

Publications: 1

Protocols, Publications, Related Products, Reviews, Research Tools and Images at:
www.novusbio.com/H00001457-M01

Updated 2/21/2025 v.20.1

Earn rewards for product reviews and publications.

Submit a publication at www.novusbio.com/publications

Submit a review at www.novusbio.com/reviews/destination/H00001457-M01



H00001457-M01

Casein Kinase 2 alpha Antibody (3D9) - Azide and BSA Free

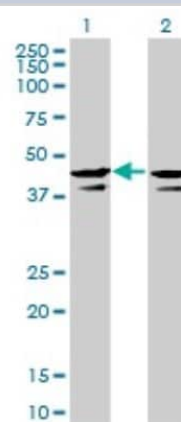
Product Information	
Unit Size	0.1 mg
Concentration	Concentrations vary lot to lot. See vial label for concentration. If unlisted please contact technical services.
Storage	Aliquot and store at -20C or -80C. Avoid freeze-thaw cycles.
Clonality	Monoclonal
Clone	3D9
Preservative	No Preservative
Isotype	IgG2a Kappa
Purity	IgG purified
Buffer	In 1x PBS, pH 7.4

Product Description	
Description	Quality control test: Antibody Reactive Against Recombinant Protein.
Host	Mouse
Gene ID	1457
Gene Symbol	CSNK2A1
Species	Human
Specificity/Sensitivity	CSNK2A1 (3D9)
Immunogen	CSNK2A1 (AAH11668, 1 a.a. ~ 100 a.a) partial recombinant protein with GST tag. MW of the GST tag alone is 26 KDa. MSGPVPSRARVYTDVNTHRPREYWDYESHVVEWGNQDDYQLVRKLGRGKY SEVF EAINITNNEKVVVKILKPVKKKKIKREIKILENLRGGPNITLADI
Notes	This product is produced by and distributed for Abnova, a company based in Taiwan.

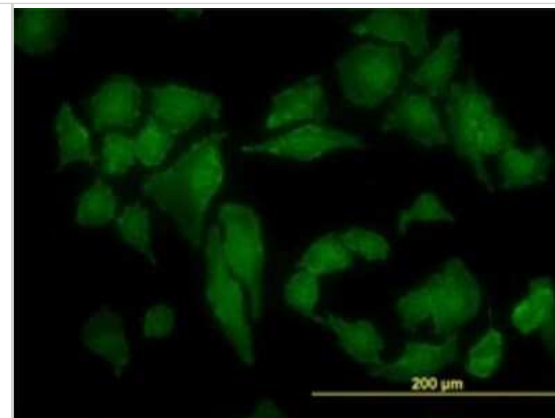
Product Application Details	
Applications	Western Blot, ELISA, Immunocytochemistry/ Immunofluorescence, Proximity Ligation Assay, Sandwich ELISA
Recommended Dilutions	Western Blot, ELISA, Immunocytochemistry/ Immunofluorescence, Proximity Ligation Assay, Sandwich ELISA
Application Notes	Antibody reactivity against cell lysate and recombinant protein for WB. It has also been used for IF and ELISA.

Images

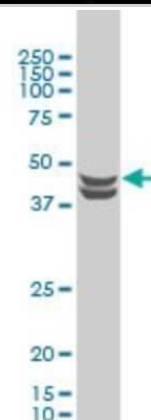
Western Blot: Casein Kinase 2 alpha Antibody (3D9) [H00001457-M01] - Analysis of CSNK2A1 expression in transfected 293T cell line by CSNK2A1 monoclonal antibody (M01), clone 3D9. Lane 1: CSNK2A1 transfected lysate (45.1 KDa). Lane 2: Non-transfected lysate.



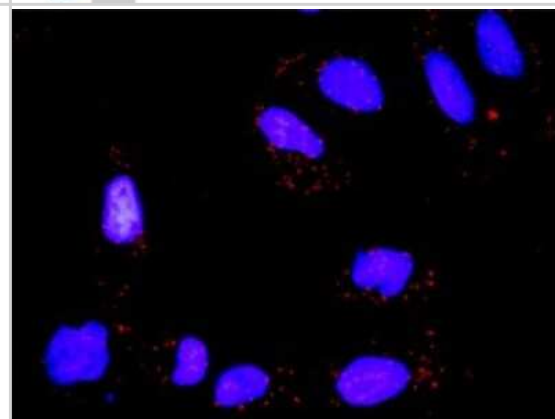
Immunocytochemistry/Immunofluorescence: Casein Kinase 2 alpha Antibody (3D9) [H00001457-M01] - Analysis of monoclonal antibody to CSNK2A1 on HeLa cell. Antibody concentration 10 ug/ml.



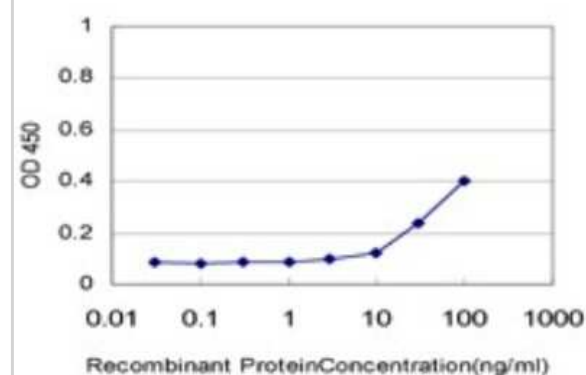
Western Blot: Casein Kinase 2 alpha Antibody (3D9) [H00001457-M01] - CSNK2A1 monoclonal antibody (M01), clone 3D9 Analysis of CSNK2A1 expression in Hela S3 NE.



Proximity Ligation Assay: Casein Kinase 2 alpha Antibody (3D9) [H00001457-M01] - Analysis of protein-protein interactions between TP53 and CSNK2A1. HeLa cells were stained with anti-TP53 rabbit purified polyclonal 1:1200 and anti-CSNK2A1 mouse monoclonal antibody 1:50. Each red dot represents the detection of protein-protein interaction complex, and nuclei were counterstained with DAPI (blue).



Sandwich ELISA: Casein Kinase 2 alpha Antibody (3D9) [H00001457-M01] - Detection limit for recombinant GST tagged CSNK2A1 is approximately 3ng/ml as a capture antibody.



Publications

Lin YC, Hung MS, Lin CK et al. CK2 Inhibitors Enhance the Radiosensitivity of Human Non-Small Cell Lung Cancer Cells Through Inhibition of Stat3 Activation. Cancer Biother Radiopharm. 2011-06-28 [PMID: 21711111]



Novus Biologicals USA

10730 E. Briarwood Avenue
Centennial, CO 80112
USA
Phone: 303.730.1950
Toll Free: 1.888.506.6887
Fax: 303.730.1966
nb-customerservice@bio-techne.com

Bio-Techne Canada

21 Canmotor Ave
Toronto, ON M8Z 4E6
Canada
Phone: 905.827.6400
Toll Free: 855.668.8722
Fax: 905.827.6402
canada.inquires@bio-techne.com

Bio-Techne Ltd

19 Barton Lane
Abingdon Science Park
Abingdon, OX14 3NB, United Kingdom
Phone: (44) (0) 1235 529449
Free Phone: 0800 37 34 15
Fax: (44) (0) 1235 533420
info.EMEA@bio-techne.com

General Contact Information

www.novusbio.com
Technical Support: nb-technical@bio-techne.com
Orders: nb-customerservice@bio-techne.com
General: novus@novusbio.com

Products Related to H00001457-M01

HAF007	Goat anti-Mouse IgG Secondary Antibody [HRP]
NB720-B	Rabbit anti-Mouse IgG (H+L) Secondary Antibody [Biotin]
NBP1-96981-0.5mg	Mouse IgG2a Kappa Isotype Control (M2AK)
NBC1-18386	Recombinant Human Casein Kinase 2 alpha His Protein

Limitations

This product is for research use only and is not approved for use in humans or in clinical diagnosis. Primary Antibodies are guaranteed for 1 year from date of receipt.

For more information on our 100% guarantee, please visit www.novusbio.com/guarantee

Earn gift cards/discounts by submitting a review: www.novusbio.com/reviews/submit/H00001457-M01

Earn gift cards/discounts by submitting a publication using this product:
www.novusbio.com/publications

