

# Product Datasheet

## CENPB Antibody - Azide and BSA Free H00001059-B01P

Unit Size: 50 ug

Aliquot and store at -20C or -80C. Avoid freeze-thaw cycles.

[www.novusbio.com](http://www.novusbio.com)



[technical@novusbio.com](mailto:technical@novusbio.com)

### Publications: 4

Protocols, Publications, Related Products, Reviews, Research Tools and Images at:  
[www.novusbio.com/H00001059-B01P](http://www.novusbio.com/H00001059-B01P)

Updated 2/21/2025 v.20.1

Earn rewards for product  
reviews and publications.

Submit a publication at [www.novusbio.com/publications](http://www.novusbio.com/publications)

Submit a review at [www.novusbio.com/reviews/destination/H00001059-B01P](http://www.novusbio.com/reviews/destination/H00001059-B01P)



**H00001059-B01P**

CENPB Antibody - Azide and BSA Free

Product Information	
Unit Size	50 ug
Concentration	Concentrations vary lot to lot. See vial label for concentration. If unlisted please contact technical services.
Storage	Aliquot and store at -20C or -80C. Avoid freeze-thaw cycles.
Clonality	Polyclonal
Preservative	No Preservative
Isotype	IgG
Purity	Protein G purified
Buffer	PBS (pH 7.4)


Product Description	
Description	Quality control test: Antibody reactive against mammalian transfected lysate.
Host	Mouse
Gene ID	1059
Gene Symbol	CENPB
Species	Human
Immunogen	CENPB (AAH53847.1, 1 a.a. - 599 a.a.) full-length human protein. MGPKRRQLTFREKSRIIQEVEENPDLRKGEIARRFNIPPSTLSTILKNKRAILASE RKYGVASTCRKTNKLSPYDKLEGLLIAWFQQIRAAGLPVKGIILKEKALRIAEELG MDDFTASNGWLDLRFRRRHGVVSCSGVARARARNAAPRTPAAPASPAAVPSE GSGGSTTGWRAREEQPPSVAEGYASQDVFSATETSLWYDFLPDQAAGLCGG DGRPRQATQRLSVLLCANADGSEKLPPLVAGKSAKPRAGQAGLPCDYTANSK GGVTTQALAKYLKALDTRMAAESRRVLLLAGRLAAQSLDTSGLRHVQLAFFPP GTVHPLERGVVQQVKGHYRQAMLLKAMAALLEGQDPSGLQLGLTEALHFVAAA WQAVEPSDIAACFREAGFGGPNATITTSKSEEEEEEEEEEEEEEGEGEE EEEEEEEEEGEGEELGEEEEVEEEGDVDSDEEEEEDEESSEGLEAEDW AQQVVEAGGSFGAYGAQEEAQCPTLHFLEGGEDSDSDSEEDDEEEDDEDE DDDDDEEDGDEVPVPSFGEAMAYFAMVKRYLTSFPIDDRVQSHILHLEHDLVH VTRKNHARQAGVRGLGHQS
Notes	This product is produced by and distributed for Abnova, a company based in Taiwan.

Product Application Details	
Applications	Western Blot, Immunocytochemistry/ Immunofluorescence
Recommended Dilutions	Western Blot, Immunocytochemistry/ Immunofluorescence
Application Notes	It has been used for WB and IF.

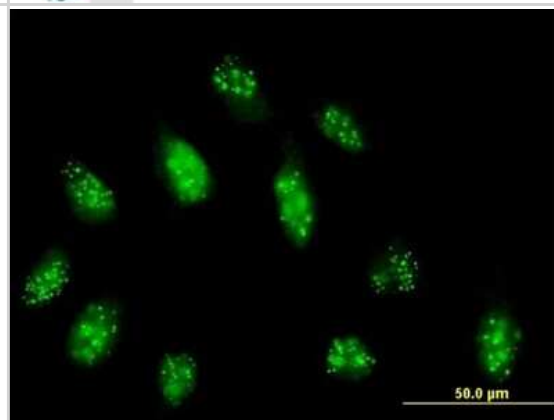


## Images

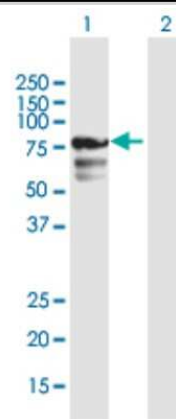
Western Blot: CENPB Antibody [H00001059-B01P] - Analysis of CENPB expression in A-431.



Immunocytochemistry/Immunofluorescence: CENPB Antibody [H00001059-B01P] - Analysis of purified antibody to CENPB on HeLa cell. (antibody concentration 10 ug/ml)



Western Blot: CENPB Antibody [H00001059-B01P] - Analysis of CENPB expression in transfected 293T cell line by CENPB polyclonal antibody. Lane1:CENPB transfected lysate(65.89 KDa). Lane2:Non-transfected lysate.



## Publications

Niikura Y, Kitagawa R, Ogi H, Kitagawa K. SGT1-HSP90 complex is required for CENP-A deposition at centromeres *Cell Cycle* 2017-08-17 [PMID: 28816574]

Kitagawa R, Niikura Y, Becker A et al. EWSR1 maintains centromere identity *Cell reports* 2023-05-25 [PMID: 37243594]

Niikura Y, Fang L, Kitagawa R et al. Mass Spectrometry Analysis to Identify Ubiquitylation of EYFP-tagged CENP-A (EYFP-CENP-A) *J Vis Exp* 2020-06-10 [PMID: 32597847]

Niikura Y, Kitagawa R, Fang L, Kitagawa K CENP-A Ubiquitylation Is Indispensable to Cell Viability *Dev. Cell* 2019-09-23 [PMID: 31550462]



### Novus Biologicals USA

10730 E. Briarwood Avenue  
Centennial, CO 80112  
USA  
Phone: 303.730.1950  
Toll Free: 1.888.506.6887  
Fax: 303.730.1966  
nb-customerservice@bio-techne.com

### Bio-Techne Canada

21 Canmotor Ave  
Toronto, ON M8Z 4E6  
Canada  
Phone: 905.827.6400  
Toll Free: 855.668.8722  
Fax: 905.827.6402  
canada.inquires@bio-techne.com

### Bio-Techne Ltd

19 Barton Lane  
Abingdon Science Park  
Abingdon, OX14 3NB, United Kingdom  
Phone: (44) (0) 1235 529449  
Free Phone: 0800 37 34 15  
Fax: (44) (0) 1235 533420  
info.EMEA@bio-techne.com

### General Contact Information

www.novusbio.com  
Technical Support: nb-technical@bio-techne.com  
Orders: nb-customerservice@bio-techne.com  
General: novus@novusbio.com

### Products Related to H00001059-B01P

---

HAF007	Goat anti-Mouse IgG Secondary Antibody [HRP]
NB720-B	Rabbit anti-Mouse IgG (H+L) Secondary Antibody [Biotin]
NBP1-97019-5mg	Mouse IgG Isotype Control
NBP2-55433PEP	CENPB Recombinant Protein Antigen

---

### Limitations

This product is for research use only and is not approved for use in humans or in clinical diagnosis. Primary Antibodies are guaranteed for 1 year from date of receipt.

For more information on our 100% guarantee, please visit [www.novusbio.com/guarantee](http://www.novusbio.com/guarantee)

Earn gift cards/discounts by submitting a review: [www.novusbio.com/reviews/submit/H00001059-B01P](http://www.novusbio.com/reviews/submit/H00001059-B01P)

Earn gift cards/discounts by submitting a publication using this product:  
[www.novusbio.com/publications](http://www.novusbio.com/publications)

