

Product Datasheet

Cdk3 Antibody (3C12) - Azide and BSA Free H00001018-M01

Unit Size: 0.1 mg

Aliquot and store at -20C or -80C. Avoid freeze-thaw cycles.

www.novusbio.com



technical@novusbio.com

Publications: 1


Protocols, Publications, Related Products, Reviews, Research Tools and Images at:
www.novusbio.com/H00001018-M01

Updated 2/21/2025 v.20.1

Earn rewards for product
reviews and publications.

Submit a publication at www.novusbio.com/publications

Submit a review at www.novusbio.com/reviews/destination/H00001018-M01



H00001018-M01

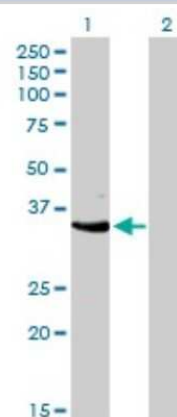
Cdk3 Antibody (3C12) - Azide and BSA Free

| Product Information | |
|-----------------------------|--|
| Unit Size | 0.1 mg |
| Concentration | Concentrations vary lot to lot. See vial label for concentration. If unlisted please contact technical services. |
| Storage | Aliquot and store at -20C or -80C. Avoid freeze-thaw cycles. |
| Clonality | Monoclonal |
| Clone | 3C12 |
| Preservative | No Preservative |
| Isotype | IgG1 Kappa |
| Purity | IgG purified |
| Buffer | In 1x PBS, pH 7.4 |
| Product Description | |
| Description | Quality control test: Antibody Reactive Against Recombinant Protein. |
| Host | Mouse |
| Gene ID | 1018 |
| Gene Symbol | CDK3 |
| Species | Human |
| Specificity/Sensitivity | CDK3 - cyclin-dependent kinase 3 |
| Immunogen | CDK3 (NP_001249, 206 a.a. ~ 305 a.a) partial recombinant protein with GST tag. MW of the GST tag alone is 26 KDa. DSEIDQLFRIFRMLGTPSEDTWPGVTQLPDYKGSFPAKWTRKGLEEIVPNLEPEG RDLLMQLLQYDPSQRITAKTALAHPYFSSPEPSPAARQYVLQRFRH |
| Notes | This product is produced by and distributed for Abnova, a company based in Taiwan. |
| Product Application Details | |
| Applications | Western Blot, ELISA, Immunohistochemistry, Immunohistochemistry-Paraffin, Sandwich ELISA |
| Recommended Dilutions | Western Blot 1:500, ELISA, Immunohistochemistry, Immunohistochemistry-Paraffin, Sandwich ELISA |
| Application Notes | Antibody reactivity against recombinant protein for WB. It has been used for IHC-P and ELISA. |

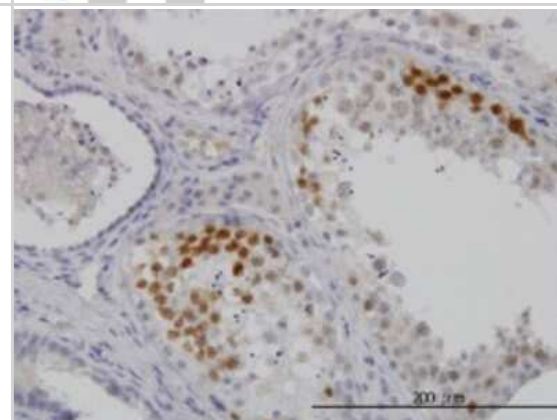


Images

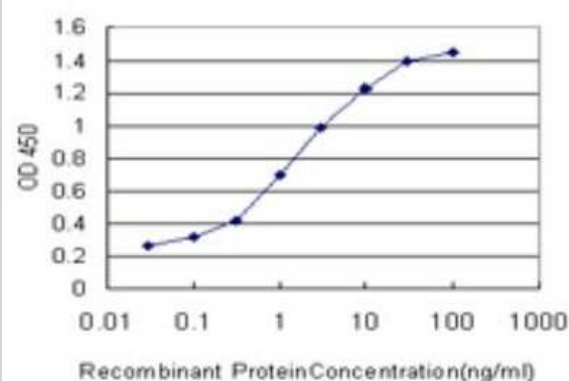
Western Blot: Cdk3 Antibody (3C12) [H00001018-M01] - Analysis of CDK3 expression in transfected 293T cell line by CDK3 monoclonal antibody (M01), clone 3C12. Lane 1: CDK3 transfected lysate(35 KDa). Lane 2: Non-transfected lysate.



Immunohistochemistry-Paraffin: Cdk3 Antibody (3C12) [H00001018-M01] - Analysis of monoclonal antibody to CDK3 on formalin-fixed paraffin-embedded human testis. Antibody concentration 3 ug/ml.



Sandwich ELISA: Cdk3 Antibody (3C12) [H00001018-M01] - Detection limit for recombinant GST tagged CDK3 is approximately 0.1ng/ml as a capture antibody.



Publications

Zhang Z, Huang A, Zhang A, Zhou C et al. HuR promotes breast cancer cell proliferation and survival via binding to CDK3 mRNA. Biomed Pharmacother 2017-05-10 [PMID: 28501005]



Novus Biologicals USA

10730 E. Briarwood Avenue
Centennial, CO 80112
USA
Phone: 303.730.1950
Toll Free: 1.888.506.6887
Fax: 303.730.1966
nb-customerservice@bio-techne.com

Bio-Techne Canada

21 Canmotor Ave
Toronto, ON M8Z 4E6
Canada
Phone: 905.827.6400
Toll Free: 855.668.8722
Fax: 905.827.6402
canada.inquires@bio-techne.com

Bio-Techne Ltd

19 Barton Lane
Abingdon Science Park
Abingdon, OX14 3NB, United Kingdom
Phone: (44) (0) 1235 529449
Free Phone: 0800 37 34 15
Fax: (44) (0) 1235 533420
info.EMEA@bio-techne.com

General Contact Information

www.novusbio.com
Technical Support: nb-technical@bio-techne.com
Orders: nb-customerservice@bio-techne.com
General: novus@novusbio.com

Products Related to H00001018-M01

| | |
|------------------|---|
| HAF007 | Goat anti-Mouse IgG Secondary Antibody [HRP] |
| NB720-B | Rabbit anti-Mouse IgG (H+L) Secondary Antibody [Biotin] |
| NBP1-43319-0.5mg | Mouse IgG1 Kappa Isotype Control (P3.6.2.8.1) |
| NBP2-22973 | Recombinant Human Cdk3 His Protein |

Limitations

This product is for research use only and is not approved for use in humans or in clinical diagnosis. Primary Antibodies are guaranteed for 1 year from date of receipt.

For more information on our 100% guarantee, please visit www.novusbio.com/guarantee

Earn gift cards/discounts by submitting a review: www.novusbio.com/reviews/submit/H00001018-M01

Earn gift cards/discounts by submitting a publication using this product:
www.novusbio.com/publications

