

Product Datasheet

CDC25A Antibody H00000993-D01P

Unit Size: 0.1 mg

Aliquot and store at -20C or -80C. Avoid freeze-thaw cycles.

www.novusbio.com



technical@novusbio.com

Protocols, Publications, Related Products, Reviews, Research Tools and Images at:
www.novusbio.com/H00000993-D01P

Updated 6/27/2023 v.20.1

Earn rewards for product
reviews and publications.

Submit a publication at www.novusbio.com/publications

Submit a review at www.novusbio.com/reviews/destination/H00000993-D01P



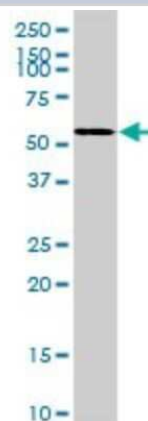
H00000993-D01P

CDC25A Antibody

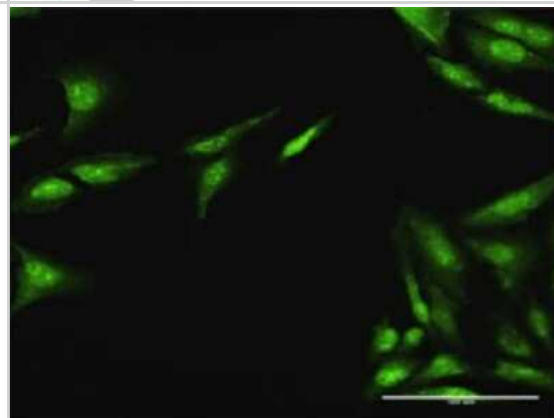
Product Information	
Unit Size	0.1 mg
Concentration	Concentrations vary lot to lot. See vial label for concentration. If unlisted please contact technical services.
Storage	Aliquot and store at -20C or -80C. Avoid freeze-thaw cycles.
Clonality	Polyclonal
Preservative	No Preservative
Isotype	IgG
Purity	Protein A purified
Buffer	PBS (pH 7.4)
Product Description	
Description	Quality control test: Antibody reactive against mammalian transfected lysate.
Host	Rabbit
Gene ID	993
Gene Symbol	CDC25A
Species	Human
Specificity/Sensitivity	Reacts with cell division cycle 25 homolog A (S. pombe).
Immunogen	CDC25A (NP_001780.2, 1 a.a. - 524 a.a.) full-length human protein. MELGPEPPHRRRLLFACSPPPASQPVVKALFGASAAGGLSPVTNLTVTMDQLQ GLGSDYEQPLEVKNNSNLQRMGSSESTDSGFCLDSPGPLDSKENLENPMRRI HSLPQKLLGCSPALKRSHSDSLDHDIFQLIDPDENKENEAFEFKPKVVRPVSRGC LHSHGLQEGKDLFTQRQNSAPARMLSSNERDSSEPGNFIPLFTPQSPVTATLS DEDDGFVDLLDGENLKNEEETPSCMASLWTAPLVMRTTNLDRCKLFDSPSLC SSSTRSVLKRPERSQEESPPGSTKRRKSMGASPKESTNPEKAHETLHQSLSL ASSPKGTIENILDNDPRDLIGDFSKGYLFHTVAGKHQDLKYISPEIMASVLNGKF ANLIKEFVIIDCRYPYEYEGGHIKGAVNLHMEEEEVEDFLLKKPIVPTDGKRVIVVF HCEFSSERGPVMCRYVRERDRLGNEYPKLHYPELYVLKGGYKEFFMKCQSYC EPPSYRPMHHEDFKEDLKKFRTKSRTWAGEKSKREMY SRLKKL
Notes	This product is produced by and distributed for Abnova, a company based in Taiwan.
Product Application Details	
Applications	Western Blot, Immunocytochemistry/Immunofluorescence
Recommended Dilutions	Western Blot, Immunocytochemistry/Immunofluorescence
Application Notes	Antibody reactivity against cell and transfected lysate in WB and as a detection antibody in ELISA.

Images

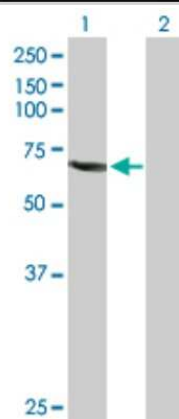
Western Blot: CDC25A Antibody [H00000993-D01P] - Analysis of CDC25A expression in A-431.



Immunocytochemistry/Immunofluorescence: CDC25A Antibody [H00000993-D01P] - Analysis of antibody to CDC25A on HeLa cell. Antibody concentration 20 ug/ml.



Western Blot: CDC25A Antibody [H00000993-D01P] - Analysis of CDC25A expression in transfected 293T cell line by CDC25A polyclonal antibody. Lane 1: CDC25A transfected lysate(59.10 KDa). Lane 2: Non-transfected lysate.





Novus Biologicals USA

10730 E. Briarwood Avenue
Centennial, CO 80112
USA

Phone: 303.730.1950
Toll Free: 1.888.506.6887
Fax: 303.730.1966
novus@novusbio.com

Bio-Techne Canada

21 Canmotor Ave
Toronto, ON M8Z 4E6
Canada

Phone: 905.827.6400
Toll Free: 855.668.8722
Fax: 905.827.6402
canada.inquires@bio-techne.com

Bio-Techne Ltd

19 Barton Lane
Abingdon Science Park
Abingdon, OX14 3NB, United Kingdom
Phone: (44) (0) 1235 529449
Free Phone: 0800 37 34 15
Fax: (44) (0) 1235 533420
info.EMEA@bio-techne.com

General Contact Information

www.novusbio.com
Technical Support: technical@novusbio.com
Orders: orders@novusbio.com
General: novus@novusbio.com

Limitations

This product is for research use only and is not approved for use in humans or in clinical diagnosis. Primary Antibodies are guaranteed for 1 year from date of receipt.

For more information on our 100% guarantee, please visit www.novusbio.com/guarantee

Earn gift cards/discounts by submitting a review: www.novusbio.com/reviews/submit/H00000993-D01P

Earn gift cards/discounts by submitting a publication using this product:
www.novusbio.com/publications

