

# Product Datasheet

## CD20 Antibody H00000931-B01P

Unit Size: 0.05 mg

Aliquot and store at -20C or -80C. Avoid freeze-thaw cycles.

[www.novusbio.com](http://www.novusbio.com)



[technical@novusbio.com](mailto:technical@novusbio.com)

### Publications: 1

Protocols, Publications, Related Products, Reviews, Research Tools and Images at:  
[www.novusbio.com/H00000931-B01P](http://www.novusbio.com/H00000931-B01P)

Updated 6/27/2023 v.20.1

Earn rewards for product  
reviews and publications.

Submit a publication at [www.novusbio.com/publications](http://www.novusbio.com/publications)

Submit a review at [www.novusbio.com/reviews/destination/H00000931-B01P](http://www.novusbio.com/reviews/destination/H00000931-B01P)



**H00000931-B01P**

CD20 Antibody

**Product Information**

<b>Unit Size</b>	0.05 mg
<b>Concentration</b>	Concentrations vary lot to lot. See vial label for concentration. If unlisted please contact technical services.
<b>Storage</b>	Aliquot and store at -20C or -80C. Avoid freeze-thaw cycles.
<b>Clonality</b>	Polyclonal
<b>Preservative</b>	No Preservative
<b>Isotype</b>	IgG
<b>Purity</b>	Protein A purified
<b>Buffer</b>	PBS (pH 7.4)

**Product Description**

<b>Description</b>	Quality control test: Antibody reactive against mammalian transfected lysate.
<b>Host</b>	Mouse
<b>Gene ID</b>	931
<b>Gene Symbol</b>	MS4A1
<b>Species</b>	Human
<b>Specificity/Sensitivity</b>	Reacts with membrane-spanning 4-domains, subfamily A, member 1.
<b>Immunogen</b>	MS4A1 (NP_068769.2, 1 a.a. - 297 a.a.) full-length human protein. MTTPRNSVNGTFPAEPMKGPIAMQSGPKPLFRMSSLVGPTQSFFMRESKTL GAVQIMNGLFHIALGGLLMIPAGIYAPICVTWYPLWGGIMYIISGSLAATEKNS RKCLVKGKMIMNSLSLFAAISGMILSIMDILNIKISHFLKMESLNFIRAHTPYINIYN CEPANPSEKNPSTQYCYISQSLFLGILSVMLIFAFFQELVIAGIVENEWKRTCS RPKSNIVLLSAEEKKEQTIEIKEEVVGLTETSSQPKNEEDIEIPIQEEEEETETN FPEPPQDQESSPIENDSSP
<b>Notes</b>	This product is produced by and distributed for Abnova, a company based in Taiwan.

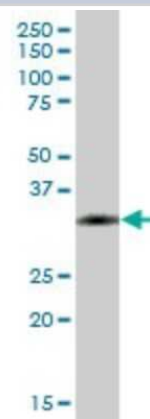
**Product Application Details**

<b>Applications</b>	Western Blot, Flow Cytometry, Immunocytochemistry/Immunofluorescence, Immunohistochemistry, Immunohistochemistry-Paraffin
<b>Recommended Dilutions</b>	Western Blot, Flow Cytometry, Immunohistochemistry, Immunocytochemistry/Immunofluorescence, Immunohistochemistry-Paraffin
<b>Application Notes</b>	This antibody is reactive against tissue and transfected lysate in WB, FACS, IHC-P and as a detection antibody in ELISA.

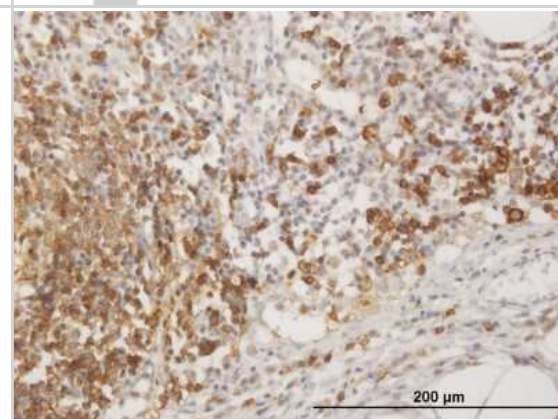


## Images

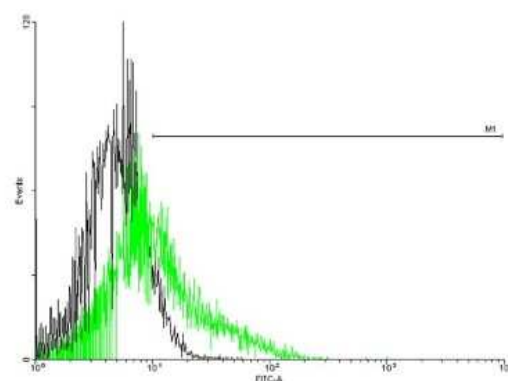
Western Blot: MS4A1/CD20 Antibody [H00000931-B01P] - Analysis of MS4A1 expression in human spleen.



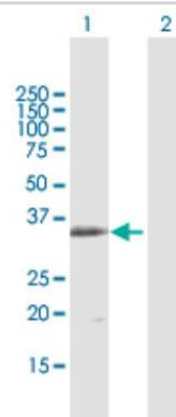
Immunohistochemistry-Paraffin: MS4A1/CD20 Antibody [H00000931-B01P] - Analysis of purified antibody to MS4A1 on formalin-fixed paraffin-embedded human lymph node. (antibody concentration 3 ug/ml)



Flow Cytometry: MS4A1/CD20 Antibody [H00000931-B01P] - Analysis of negative control 293 cells (Black) and MS4A1 expressing 293 cells (Green) using MS4A1 purified mouse polyclonal antibody.



Western Blot: MS4A1/CD20 Antibody [H00000931-B01P] - Analysis of MS4A1 expression in transfected 293T cell line by MS4A1 polyclonal antibody. Lane 1: MS4A1 transfected lysate(32.67 KDa). Lane 2: Non-transfected lysate.



## Publications

Henry C, Deschamps M, Rohrlisch PS et al. Identification of an alternative CD20 transcript variant in B-cell malignancies coding for a novel protein associated to rituximab resistance. Blood;115(12):2420-9. 2010-03-25 [PMID: 20089966]



### **Novus Biologicals USA**

10730 E. Briarwood Avenue  
Centennial, CO 80112  
USA  
Phone: 303.730.1950  
Toll Free: 1.888.506.6887  
Fax: 303.730.1966  
[novus@novusbio.com](mailto:novus@novusbio.com)

### **Bio-Techne Canada**

21 Canmotor Ave  
Toronto, ON M8Z 4E6  
Canada  
Phone: 905.827.6400  
Toll Free: 855.668.8722  
Fax: 905.827.6402  
[canada.inquires@bio-techne.com](mailto:canada.inquires@bio-techne.com)

### **Bio-Techne Ltd**

19 Barton Lane  
Abingdon Science Park  
Abingdon, OX14 3NB, United Kingdom  
Phone: (44) (0) 1235 529449  
Free Phone: 0800 37 34 15  
Fax: (44) (0) 1235 533420  
[info.EMEA@bio-techne.com](mailto:info.EMEA@bio-techne.com)

### **General Contact Information**

[www.novusbio.com](http://www.novusbio.com)  
Technical Support: [technical@novusbio.com](mailto:technical@novusbio.com)  
Orders: [orders@novusbio.com](mailto:orders@novusbio.com)  
General: [novus@novusbio.com](mailto:novus@novusbio.com)

### **Limitations**

This product is for research use only and is not approved for use in humans or in clinical diagnosis. Primary Antibodies are guaranteed for 1 year from date of receipt.

For more information on our 100% guarantee, please visit [www.novusbio.com/guarantee](http://www.novusbio.com/guarantee)

Earn gift cards/discounts by submitting a review: [www.novusbio.com/reviews/submit/H00000931-B01P](http://www.novusbio.com/reviews/submit/H00000931-B01P)

Earn gift cards/discounts by submitting a publication using this product:  
[www.novusbio.com/publications](http://www.novusbio.com/publications)

