

Product Datasheet

CBS Antibody (6A9) - Azide and BSA Free H00000875-M06

Unit Size: 0.1 mg

Aliquot and store at -20C or -80C. Avoid freeze-thaw cycles.

www.novusbio.com



technical@novusbio.com

Publications: 2

Protocols, Publications, Related Products, Reviews, Research Tools and Images at:
www.novusbio.com/H00000875-M06

Updated 2/21/2025 v.20.1

Earn rewards for product
reviews and publications.

Submit a publication at www.novusbio.com/publications

Submit a review at www.novusbio.com/reviews/destination/H00000875-M06



H00000875-M06

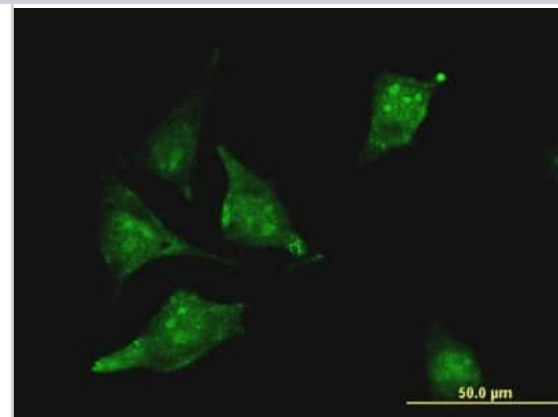
CBS Antibody (6A9) - Azide and BSA Free

Product Information	
Unit Size	0.1 mg
Concentration	Concentrations vary lot to lot. See vial label for concentration. If unlisted please contact technical services.
Storage	Aliquot and store at -20C or -80C. Avoid freeze-thaw cycles.
Clonality	Monoclonal
Clone	6A9
Preservative	No Preservative
Isotype	IgG1 Kappa
Purity	IgG purified
Buffer	In 1x PBS, pH 7.4
Product Description	
Description	Quality control test: Antibody Reactive Against Recombinant Protein.
Host	Mouse
Gene ID	875
Gene Symbol	CBS
Species	Human, Mouse, E. coli
Reactivity Notes	Mouse reactivity reported in scientific literature (PMID: 26276101). Please note that this antibody is reactive to Mouse and derived from the same host, Mouse. Additional Mouse on Mouse blocking steps may be required for IHC and ICC experiments. Please contact Technical Support for more information.
Specificity/Sensitivity	CBS - cystathionine-beta-synthase (6A9)
Immunogen	CBS (NP_000062, 1 a.a. ~ 100 a.a) partial recombinant protein with GST tag. MW of the GST tag alone is 26 KDa. MPSETPQAEVGPTGCPHRSGPHSAKGSLEKGSPEDEKEAKEPLWIRPDAPSRC TWQLGRPAESP HHHTAPAKSPKILPDILKKIGDTPMVRINKIGKKFG
Notes	This product is produced by and distributed for Abnova, a company based in Taiwan.
Product Application Details	
Applications	Western Blot, ELISA, Immunocytochemistry/ Immunofluorescence, Immunohistochemistry, Immunohistochemistry-Paraffin
Recommended Dilutions	Western Blot 1:500, ELISA, Immunohistochemistry, Immunocytochemistry/ Immunofluorescence, Immunohistochemistry-Paraffin
Application Notes	Antibody reactivity against Recombinant Protein with GST tag on ELISA and WB. GST tag alone is used as a negative control. It has been used for IHC-P.

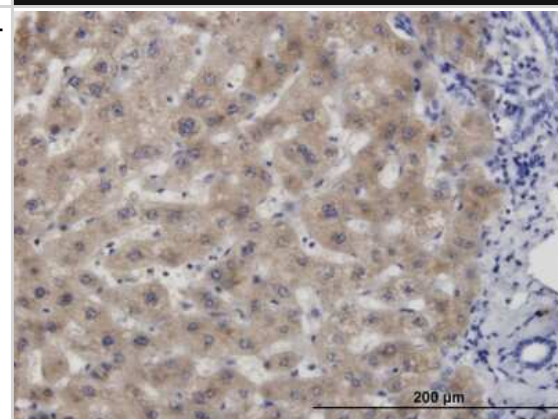


Images

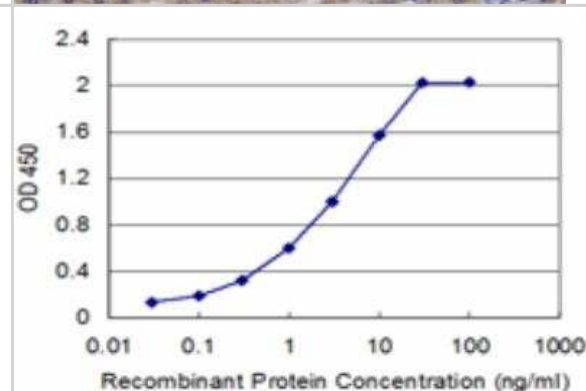
Immunocytochemistry/Immunofluorescence: CBS Antibody (6A9) [H00000875-M06] - Analysis of monoclonal antibody to CBS on HeLa cell. Antibody concentration 20 ug/ml



Immunohistochemistry-Paraffin: CBS Antibody (6A9) [H00000875-M06] - Analysis of monoclonal antibody to CBS on formalin-fixed paraffin-embedded human liver. Antibody concentration 3 ug/ml



ELISA: CBS Antibody (6A9) [H00000875-M06] - Detection limit for recombinant GST tagged CBS is approximately 0.03ng/ml as a capture antibody.



Publications

Majtan T, Freeman KM, Smith AT et al. Purification and characterization of cystathionine B-synthase bearing a cobalt protoporphyrin. Arch Biochem Biophys. 2011-01-22 [PMID: 21262193]

Jiang H, Hurt KJ, Breen K et al. Sex-specific dysregulation of cysteine oxidation and the methionine and folate cycles in female cystathionine gamma-lyase null mice: a serendipitous model of the methylfolate trap. Biol Open 2015-08-14 [PMID: 26276101] (WB, Mouse)



Novus Biologicals USA

10730 E. Briarwood Avenue
Centennial, CO 80112
USA
Phone: 303.730.1950
Toll Free: 1.888.506.6887
Fax: 303.730.1966
nb-customerservice@bio-techne.com

Bio-Techne Canada

21 Canmotor Ave
Toronto, ON M8Z 4E6
Canada
Phone: 905.827.6400
Toll Free: 855.668.8722
Fax: 905.827.6402
canada.inquires@bio-techne.com

Bio-Techne Ltd

19 Barton Lane
Abingdon Science Park
Abingdon, OX14 3NB, United Kingdom
Phone: (44) (0) 1235 529449
Free Phone: 0800 37 34 15
Fax: (44) (0) 1235 533420
info.EMEA@bio-techne.com

General Contact Information

www.novusbio.com
Technical Support: nb-technical@bio-techne.com
Orders: nb-customerservice@bio-techne.com
General: novus@novusbio.com

Products Related to H00000875-M06

HAF007	Goat anti-Mouse IgG Secondary Antibody [HRP]
NB720-B	Rabbit anti-Mouse IgG (H+L) Secondary Antibody [Biotin]
NBP1-43319-0.5mg	Mouse IgG1 Kappa Isotype Control (P3.6.2.8.1)
H00000875-P01-10ug	Recombinant Human CBS GST (N-Term) Protein

Limitations

This product is for research use only and is not approved for use in humans or in clinical diagnosis. Primary Antibodies are guaranteed for 1 year from date of receipt.

For more information on our 100% guarantee, please visit www.novusbio.com/guarantee

Earn gift cards/discounts by submitting a review: www.novusbio.com/reviews/submit/H00000875-M06

Earn gift cards/discounts by submitting a publication using this product:
www.novusbio.com/publications

