

Product Datasheet

CARS Antibody H00000833-B01P

Unit Size: 0.05 mg

Aliquot and store at -20C or -80C. Avoid freeze-thaw cycles.

www.novusbio.com



technical@novusbio.com

Publications: 1

Protocols, Publications, Related Products, Reviews, Research Tools and Images at:
www.novusbio.com/H00000833-B01P

Updated 6/27/2023 v.20.1

Earn rewards for product
reviews and publications.

Submit a publication at www.novusbio.com/publications

Submit a review at www.novusbio.com/reviews/destination/H00000833-B01P



H00000833-B01P

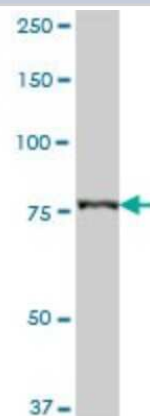
CARS Antibody

Product Information	
Unit Size	0.05 mg
Concentration	Concentrations vary lot to lot. See vial label for concentration. If unlisted please contact technical services.
Storage	Aliquot and store at -20C or -80C. Avoid freeze-thaw cycles.
Clonality	Polyclonal
Preservative	No Preservative
Isotype	IgG
Purity	Protein A purified
Buffer	PBS (pH 7.4)
Product Description	
Description	Quality control test: Antibody reactive against mammalian transfected lysate.
Host	Mouse
Gene ID	833
Gene Symbol	CARS
Species	Human
Specificity/Sensitivity	CARS - cysteinyl-tRNA synthetase,
Immunogen	CARS (NP_001742.1, 1 a.a. - 748 a.a.) full-length human protein. MADSSGQQGKRRVQPQWSPAGTQPCRLHLYNSLTRNKEVFIPQDGKKVT WYCCGPTVYDASHMGHARSYISFDILRRVLKDYFKFDVFCMNTDIDDKIIKRA RQNHLEFYREKRPEAAQLLEDVQAALKPFSVKLNETTDPDKKQMLERIQHAV QLATEPLEKAVQSRLTGEEVNSCVELLEEAKDLLSDWLDSTLGCDDVTDNSIFS KLPKFWEGDFHRDMEALNVLPPDVLTRVSEYVPEIVNFVQKIVDNGYGYVSN SVYFDTAKFASSEKHSYGKLVPEAVGDQKALQEGEGDLSISADRLSEKRSPND FALWKASKPGEPSWPCPWGKGRPGWHIECSAMAGTLLGASMDIHGGGFDLR FPHHDNELAQSEAYFENDCWVRYFLHTGHHTIAGCKMSKSLKNFITIKDALKKH SARQLRLAFLMHSWKDITLDYSSNTMESALQYEKFLNEFFLNVDILRAPVDITG QFEKWGEEEAELNKNFYDKKTAIHKALCDNVDTRTVMEEMRALVSQCPLYMA ARKAVRKRPNQALLENIALYLTHMLKIFGAVEEDSSLGFPVGGPGTSLSEATV MPYLQVLSEFREGVRKIAREQKVPEILQLSDALRDNILPELGVRFEDHEGLPTV VKLVDRNTLLKEREKRRVEEEKRKKKEEAARRKQEQEAAKLAKMKIPPSEMF LSETDKYSKFDENGLPTHDMEGKELSKGQAKKLLKLFEAQEKLYKEYLQMAQN GSFQ
Notes	This product is produced by and distributed for Abnova, a company based in Taiwan.
Product Application Details	
Applications	Western Blot, Immunocytochemistry/ Immunofluorescence
Recommended Dilutions	Western Blot, Immunocytochemistry/ Immunofluorescence
Application Notes	Antibody reactivity against Recombinant Protein with GST tag on ELISA and WB and also on transfected lysate in WB. GST tag alone is used as a negative control. It has been used for IF.

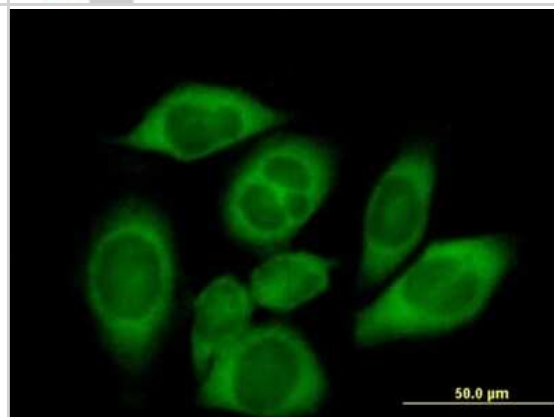


Images

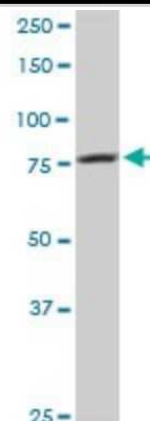
Western Blot: CARS Antibody [H00000833-B01P] - Analysis of CARS expression in human liver.



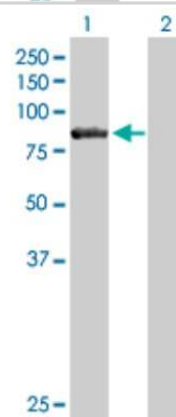
Immunocytochemistry/Immunofluorescence: CARS Antibody [H00000833-B01P] - Analysis of purified antibody to CARS on HeLa cell. (antibody concentration 7 ug/ml)



Western Blot: CARS Antibody [H00000833-B01P] - Analysis of CARS expression in HeLa.



Western Blot: CARS Antibody [H00000833-B01P] - Analysis of CARS expression in transfected 293T cell line by CARS polyclonal antibody. Lane 1: CARS transfected lysate(82.28 KDa). Lane 2: Non-transfected lysate.



Publications

Kuo ME, Theil AF, Kievit A et al. CysteinyI-tRNA Synthetase Mutations Cause a Multi-System, Recessive Disease That Includes Microcephaly, Developmental Delay, and Brittle Hair and Nails Am. J. Hum. Genet. 2019-02-26 [PMID: 30824121] (ICC/IF, Human)



Novus Biologicals USA

10730 E. Briarwood Avenue
Centennial, CO 80112
USA

Phone: 303.730.1950

Toll Free: 1.888.506.6887

Fax: 303.730.1966

nb-customerservice@bio-techne.com

Bio-Techne Canada

21 Canmotor Ave
Toronto, ON M8Z 4E6
Canada

Phone: 905.827.6400

Toll Free: 855.668.8722

Fax: 905.827.6402

canada.inquires@bio-techne.com

Bio-Techne Ltd

19 Barton Lane
Abingdon Science Park
Abingdon, OX14 3NB, United Kingdom

Phone: (44) (0) 1235 529449

Free Phone: 0800 37 34 15

Fax: (44) (0) 1235 533420

info.EMEA@bio-techne.com

General Contact Information

www.novusbio.com

Technical Support: nb-technical@bio-techne.com

Orders: nb-customerservice@bio-techne.com

General: novus@novusbio.com

Limitations

This product is for research use only and is not approved for use in humans or in clinical diagnosis. Primary Antibodies are guaranteed for 1 year from date of receipt.

For more information on our 100% guarantee, please visit www.novusbio.com/guarantee

Earn gift cards/discounts by submitting a review: www.novusbio.com/reviews/submit/H00000833-B01P

Earn gift cards/discounts by submitting a publication using this product:
www.novusbio.com/publications

