

Product Datasheet

Carbonic Anhydrase I/CA1 Antibody (7G12) - Azide and BSA Free H00000759-M07

Unit Size: 0.1 mg

Aliquot and store at -20C or -80C. Avoid freeze-thaw cycles.

www.novusbio.com



technical@novusbio.com

Protocols, Publications, Related Products, Reviews, Research Tools and Images at:
www.novusbio.com/H00000759-M07

Updated 2/21/2025 v.20.1

Earn rewards for product reviews and publications.

Submit a publication at www.novusbio.com/publications

Submit a review at www.novusbio.com/reviews/destination/H00000759-M07



H00000759-M07

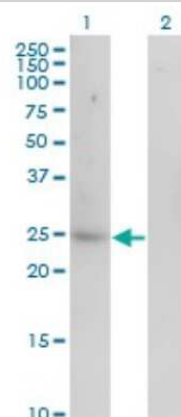
Carbonic Anhydrase I/CA1 Antibody (7G12) - Azide and BSA Free

Product Information	
Unit Size	0.1 mg
Concentration	Concentrations vary lot to lot. See vial label for concentration. If unlisted please contact technical services.
Storage	Aliquot and store at -20C or -80C. Avoid freeze-thaw cycles.
Clonality	Monoclonal
Clone	7G12
Preservative	No Preservative
Isotype	IgG2a Kappa
Purity	IgG purified
Buffer	In 1x PBS, pH 7.4
Product Description	
Description	Quality control test: Antibody Reactive Against Recombinant Protein.
Host	Mouse
Gene ID	759
Gene Symbol	CA1
Species	Human
Specificity/Sensitivity	carbonic anhydrase I
Immunogen	CA1 (AAH27890, 1 a.a. ~ 261 a.a) full-length recombinant protein with GST tag. MW of the GST tag alone is 26 KDa. MASPDWGYDDKNGPEQWSKLYPIANGNNQSPVDIKTSETKHDTSLKPISVSYN PATAKEIINVGHSHFVNFEDNDNRSVLKGGPFSDSYRLFQHFHFWGSTNEHGS EHTVDGVKYSaelhVAHWNSAKYSSLAEAAASKADGLAVIGVLMKVGEANPKLQ KVLDAALQAIKTKGKRAPFTNFDPTLLPSSLDFTWYPGSLTHPPLYESVTWIICK ESISVSSEQLAQFRSLLSNVEGDNAVPMQHNNRPTQPLKGRTVRASF
Notes	This product is produced by and distributed for Abnova, a company based in Taiwan.
Product Application Details	
Applications	Western Blot, ELISA
Recommended Dilutions	Western Blot 1:500, ELISA
Application Notes	Antibody reactivity against tissue lysate for WB. It has been used for ELISA.

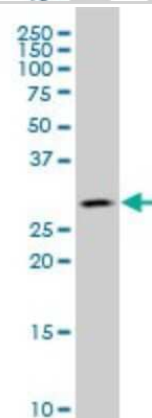


Images

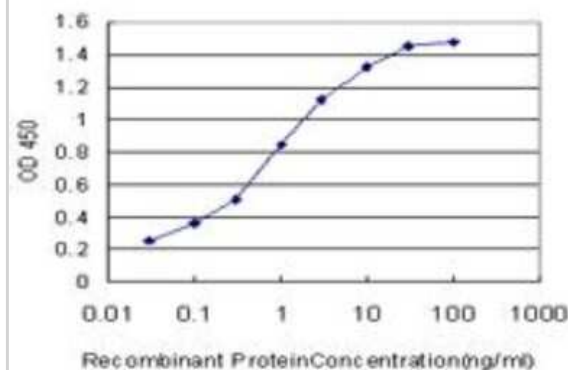
Western Blot: Carbonic Anhydrase I/CA1 Antibody (7G12) [H00000759-M07] - Analysis of CA1 expression in transfected 293T cell line by CA1 monoclonal antibody (M07), clone 7G12. Lane 1: CA1 transfected lysate (28.9 KDa). Lane 2: Non-transfected lysate.



Western Blot: Carbonic Anhydrase I/CA1 Antibody (7G12) [H00000759-M07] - Analysis of CA1 expression in human pancreas.



ELISA: Carbonic Anhydrase I/CA1 Antibody (7G12) [H00000759-M07] - Detection limit for recombinant GST tagged CA1 is approximately 0.03ng/ml as a capture antibody.





Novus Biologicals USA

10730 E. Briarwood Avenue
Centennial, CO 80112
USA
Phone: 303.730.1950
Toll Free: 1.888.506.6887
Fax: 303.730.1966
nb-customerservice@bio-techne.com

Bio-Techne Canada

21 Canmotor Ave
Toronto, ON M8Z 4E6
Canada
Phone: 905.827.6400
Toll Free: 855.668.8722
Fax: 905.827.6402
canada.inquires@bio-techne.com

Bio-Techne Ltd

19 Barton Lane
Abingdon Science Park
Abingdon, OX14 3NB, United Kingdom
Phone: (44) (0) 1235 529449
Free Phone: 0800 37 34 15
Fax: (44) (0) 1235 533420
info.EMEA@bio-techne.com

General Contact Information

www.novusbio.com
Technical Support: nb-technical@bio-techne.com
Orders: nb-customerservice@bio-techne.com
General: novus@novusbio.com

Products Related to H00000759-M07

HAF007	Goat anti-Mouse IgG Secondary Antibody [HRP]
NB720-B	Rabbit anti-Mouse IgG (H+L) Secondary Antibody [Biotin]
NBP1-96981-0.5mg	Mouse IgG2a Kappa Isotype Control (M2AK)
NBP1-88191PEP	Carbonic Anhydrase I/CA1 Recombinant Protein Antigen

Limitations

This product is for research use only and is not approved for use in humans or in clinical diagnosis. Primary Antibodies are guaranteed for 1 year from date of receipt.

For more information on our 100% guarantee, please visit www.novusbio.com/guarantee

Earn gift cards/discounts by submitting a review: www.novusbio.com/reviews/submit/H00000759-M07

Earn gift cards/discounts by submitting a publication using this product:
www.novusbio.com/publications

