

# Product Datasheet

## POLR3D Antibody H00000661-B01P

Unit Size: 0.05 mg

Aliquot and store at -20C or -80C. Avoid freeze-thaw cycles.

[www.novusbio.com](http://www.novusbio.com)



[technical@novusbio.com](mailto:technical@novusbio.com)

Protocols, Publications, Related Products, Reviews, Research Tools and Images at:  
[www.novusbio.com/H00000661-B01P](http://www.novusbio.com/H00000661-B01P)

Updated 6/27/2023 v.20.1

Earn rewards for product  
reviews and publications.

Submit a publication at [www.novusbio.com/publications](http://www.novusbio.com/publications)

Submit a review at [www.novusbio.com/reviews/destination/H00000661-B01P](http://www.novusbio.com/reviews/destination/H00000661-B01P)



**H00000661-B01P**

## POLR3D Antibody

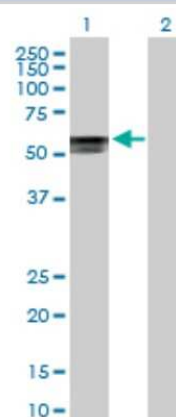
Product Information	
Unit Size	0.05 mg
Concentration	Concentrations vary lot to lot. See vial label for concentration. If unlisted please contact technical services.
Storage	Aliquot and store at -20C or -80C. Avoid freeze-thaw cycles.
Clonality	Polyclonal
Preservative	No Preservative
Isotype	IgG
Purity	Protein A purified
Buffer	PBS (pH 7.4)

Product Description	
Description	Quality control test: Antibody reactive against mammalian transfected lysate.
Host	Mouse
Gene ID	661
Gene Symbol	POLR3D
Species	Human
Specificity/Sensitivity	POLR3D - polymerase (RNA) III (DNA directed) polypeptide D, 44kDa,
Immunogen	POLR3D (NP_001713.2, 1 a.a. - 398 a.a.) full-length human protein. MSEGNAAGEPSTPGGPRPLLTGARGLIGRRPAPPLTPGRLPSIRSRDLTLGGV KKKTFTPNIISRKIKEEPKEEVTVKKEKRERDRDRQREGHGRGRGRPEVIQSHS IFEQGPAEMMKKKGNWDKTVDVSDMGPSHIINIKKEKRETDEETKQILRMLEKD DFLDDPGLRNDTRNMPVQLPLAHSGWLFKEENDEPDVKPWLGPKEEDMEV DIPAVKVKEEPRDEEEEEAKMKAPPKAARKTPGLPKDVSVAELLRELSLTKHEEL LFLQLPDTLPGQPPTQDIKPIKTEVQGEDGQVVLKQEKDREAKLAENACTLADL TEGQVGKLLIRKSGRVQLLLGKVTLDMGTACSFLLQELVSVGLGDSRTGEMT VLGHVKHKLVCSPDFESLLDHKHR
Notes	This product is produced by and distributed for Abnova, a company based in Taiwan.

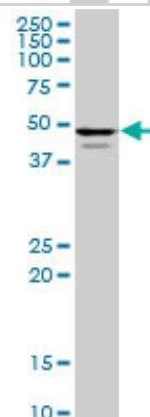
Product Application Details	
Applications	Western Blot
Recommended Dilutions	Western Blot
Application Notes	Antibody reactivity against cell lysate and transfected lysate for WB. It has been used for ELISA.

**Images**

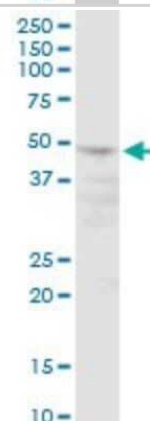
Western Blot: POLR3D Antibody [H00000661-B01P] - Analysis of POLR3D expression in transfected 293T cell line by POLR3D polyclonal antibody. Lane 1: POLR3D transfected lysate(43.78 KDa). Lane 2: Non-transfected lysate.



Western Blot: POLR3D Antibody [H00000661-B01P] - POLR3D MaxPab polyclonal antibody. Western Blot analysis of POLR3D expression in Hela NE.



Western Blot: POLR3D Antibody [H00000661-B01P] - Analysis of POLR3D expression in HeLa.





### **Novus Biologicals USA**

10730 E. Briarwood Avenue  
Centennial, CO 80112  
USA

Phone: 303.730.1950  
Toll Free: 1.888.506.6887  
Fax: 303.730.1966  
novus@novusbio.com

### **Bio-Techne Canada**

21 Canmotor Ave  
Toronto, ON M8Z 4E6  
Canada

Phone: 905.827.6400  
Toll Free: 855.668.8722  
Fax: 905.827.6402  
canada.inquires@bio-techne.com

### **Bio-Techne Ltd**

19 Barton Lane  
Abingdon Science Park  
Abingdon, OX14 3NB, United Kingdom

Phone: (44) (0) 1235 529449  
Free Phone: 0800 37 34 15  
Fax: (44) (0) 1235 533420  
info.EMEA@bio-techne.com

### **General Contact Information**

www.novusbio.com  
Technical Support: technical@novusbio.com  
Orders: orders@novusbio.com  
General: novus@novusbio.com

### **Limitations**

This product is for research use only and is not approved for use in humans or in clinical diagnosis. Primary Antibodies are guaranteed for 1 year from date of receipt.

For more information on our 100% guarantee, please visit [www.novusbio.com/guarantee](http://www.novusbio.com/guarantee)

Earn gift cards/discounts by submitting a review: [www.novusbio.com/reviews/submit/H00000661-B01P](http://www.novusbio.com/reviews/submit/H00000661-B01P)

Earn gift cards/discounts by submitting a publication using this product:  
[www.novusbio.com/publications](http://www.novusbio.com/publications)

