

# Product Datasheet

## Axl Antibody (6C8) H00000558-M01

Unit Size: 0.1 mg

Aliquot and store at -20C or -80C. Avoid freeze-thaw cycles.

[www.novusbio.com](http://www.novusbio.com)



[technical@novusbio.com](mailto:technical@novusbio.com)

### Publications: 3

Protocols, Publications, Related Products, Reviews, Research Tools and Images at:  
[www.novusbio.com/H00000558-M01](http://www.novusbio.com/H00000558-M01)

Updated 7/16/2023 v.20.1

Earn rewards for product  
reviews and publications.

Submit a publication at [www.novusbio.com/publications](http://www.novusbio.com/publications)

Submit a review at [www.novusbio.com/reviews/destination/H00000558-M01](http://www.novusbio.com/reviews/destination/H00000558-M01)



**H00000558-M01**


Axl Antibody (6C8)

Product Information	
Unit Size	0.1 mg
Concentration	Concentrations vary lot to lot. See vial label for concentration. If unlisted please contact technical services.
Storage	Aliquot and store at -20C or -80C. Avoid freeze-thaw cycles.
Clonality	Monoclonal
Clone	6C8
Preservative	No Preservative
Isotype	IgG2a Kappa
Purity	IgG purified
Buffer	In 1x PBS, pH 7.4
Product Description	
Description	Quality control test: Antibody Reactive Against Recombinant Protein.
Host	Mouse
Gene ID	558
Gene Symbol	AXL
Species	Human
Specificity/Sensitivity	AXL - AXL receptor tyrosine kinase
Immunogen	AXL (AAH32229, 30 a.a. ~ 140 a.a) partial recombinant protein with GST tag. MW of the GST tag alone is 26 KDa. TQAEESPFVGNPGNITGARGLTGTLRCQLQVQGEPPEVHWLRDGGQILELADST QTQVPLGEDEQDDWIVVSQLRITSLQLSDTGQYQCLVFLGHQTFVSQPGYVGL EGLPY
Notes	This product is produced by and distributed for Abnova, a company based in Taiwan.
Product Application Details	
Applications	Western Blot, ELISA, Immunohistochemistry, Knockdown Validated
Recommended Dilutions	Western Blot 1:500, ELISA, Immunohistochemistry, Knockdown Validated
Application Notes	Antibody reactivity against cell lysate, transfected lysate and recombinant protein for WB. It has been used for RNAi Validation and ELISA.

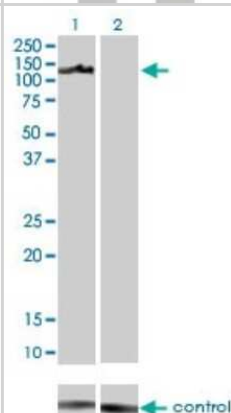


## Images

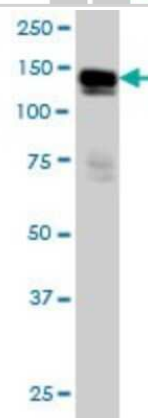
Western Blot: Axl Antibody (6C8) [H00000558-M01] - Analysis of AXL expression in transfected 293T cell line by AXL monoclonal antibody (M01), clone 6C8. Lane 1: AXL transfected lysate(98 KDa). Lane 2: Non-transfected lysate.



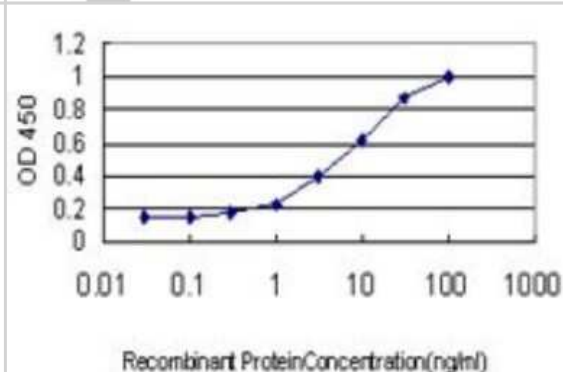
Western Blot: Axl Antibody (6C8) [H00000558-M01] - Analysis of AXL over-expressed 293 cell line, cotransfected with AXL Validated Chimera RNAi (Cat # H00000558-R01V) (Lane 2) or non-transfected control (Lane 1). Blot probed with AXL monoclonal antibody (M01) clone 6C8 (Cat # H00000558-M01). GAPDH (36.1 kDa) used as specificity and loading control.



Western Blot: Axl Antibody (6C8) [H00000558-M01] - AXL monoclonal antibody (M01), clone 6C8 Analysis of AXL expression in HeLa.



ELISA: Axl Antibody (6C8) [H00000558-M01] - Detection limit for recombinant GST tagged AXL is approximately 0.3ng/ml as a capture antibody.



## Publications

Vaughan CA, Singh S, Windle B et al. Gain-of-Function Activity of Mutant p53 in Lung Cancer through Up-Regulation of Receptor Protein Tyrosine Kinase Axl. Genes & Cancer

Vaughan CA, Singh S, Windle B et al. Gain-of-Function Activity of Mutant p53 in Lung Cancer through Up-Regulation of Receptor Protein Tyrosine Kinase Axl. Genes & Cancer. 2012-07-01 [PMID: 23264849]

Ammoun S, Provenzano L, Zhou L et al. Axl/Gas6/NFkB signalling in schwannoma pathological proliferation, adhesion and survival. Oncogene. 2013-01-14 [PMID: 23318455]



### Novus Biologicals USA

10730 E. Briarwood Avenue  
Centennial, CO 80112  
USA

Phone: 303.730.1950  
Toll Free: 1.888.506.6887  
Fax: 303.730.1966  
novus@novusbio.com

### Bio-Techne Canada

21 Canmotor Ave  
Toronto, ON M8Z 4E6  
Canada

Phone: 905.827.6400  
Toll Free: 855.668.8722  
Fax: 905.827.6402  
canada.inquires@bio-techne.com

### Bio-Techne Ltd

19 Barton Lane  
Abingdon Science Park  
Abingdon, OX14 3NB, United Kingdom  
Phone: (44) (0) 1235 529449  
Free Phone: 0800 37 34 15  
Fax: (44) (0) 1235 533420  
info.EMEA@bio-techne.com

### General Contact Information

www.novusbio.com  
Technical Support: technical@novusbio.com  
Orders: orders@novusbio.com  
General: novus@novusbio.com

### Limitations

This product is for research use only and is not approved for use in humans or in clinical diagnosis. Primary Antibodies are guaranteed for 1 year from date of receipt.

For more information on our 100% guarantee, please visit [www.novusbio.com/guarantee](http://www.novusbio.com/guarantee)

Earn gift cards/discounts by submitting a review: [www.novusbio.com/reviews/submit/H00000558-M01](http://www.novusbio.com/reviews/submit/H00000558-M01)

Earn gift cards/discounts by submitting a publication using this product:  
[www.novusbio.com/publications](http://www.novusbio.com/publications)



