

Product Datasheet

Asialoglycoprotein Receptor 2 Antibody (1D7) H00000433-M05

Unit Size: 0.1 mg

Aliquot and store at -20C or -80C. Avoid freeze-thaw cycles.

www.novusbio.com



technical@novusbio.com

Protocols, Publications, Related Products, Reviews, Research Tools and Images at:
www.novusbio.com/H00000433-M05

Updated 7/16/2023 v.20.1

Earn rewards for product
reviews and publications.

Submit a publication at www.novusbio.com/publications

Submit a review at www.novusbio.com/reviews/destination/H00000433-M05



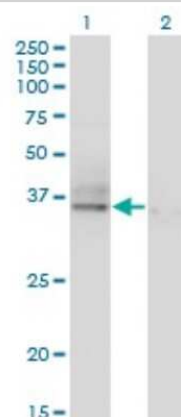
H00000433-M05**Asialoglycoprotein Receptor 2 Antibody (1D7)**

Product Information	
Unit Size	0.1 mg
Concentration	Concentrations vary lot to lot. See vial label for concentration. If unlisted please contact technical services.
Storage	Aliquot and store at -20C or -80C. Avoid freeze-thaw cycles.
Clonality	Monoclonal
Clone	1D7
Preservative	No Preservative
Isotype	IgG2a Kappa
Purity	IgG purified
Buffer	In 1x PBS, pH 7.4
Product Description	
Description	Quality control test: Antibody Reactive Against Recombinant Protein.
Host	Mouse
Gene ID	433
Gene Symbol	ASGR2
Species	Human
Specificity/Sensitivity	ASGR2 - asialoglycoprotein receptor 2 (1D7)
Immunogen	ASGR2 (AAH17251, 1 a.a. ~ 287 a.a) full-length recombinant protein with GST tag. MW of the GST tag alone is 26 KDa. MAKDFQDIQQLSSEENDHPFHQGPPPAQPLAQRLCSMVCFSLLALSFNILLLVV ICVTGSQSAQLQAELRSLKEAFSNFSSSTLTEVQAISTHGGSVGDKITSLGAKLE KQQQDLKADHDALLFHLKHFPVDLRFVACQMELLHSNGSQRTCCPVNWVEHQ GSCYWFSHSGKAWAEAEKYCQLENAHLVVINSWEEQRFIVQHTNPFNTWIGLT DSDGSWKWVDGTDYRHNKYNWAVTQPDNWRGHELGGSEDCVEVQPDGRW NDDFCLQVYRWVCEKRRNATGEVA
Notes	This product is produced by and distributed for Abnova, a company based in Taiwan.
Product Application Details	
Applications	Western Blot, ELISA, Sandwich ELISA
Recommended Dilutions	Western Blot 1:500, ELISA, Sandwich ELISA
Application Notes	Antibody reactivity against cell lysate and recombinant protein for WB. It has also been used for ELISA.

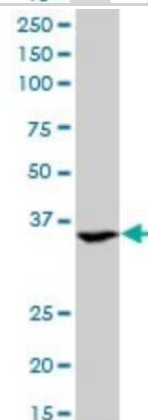


Images

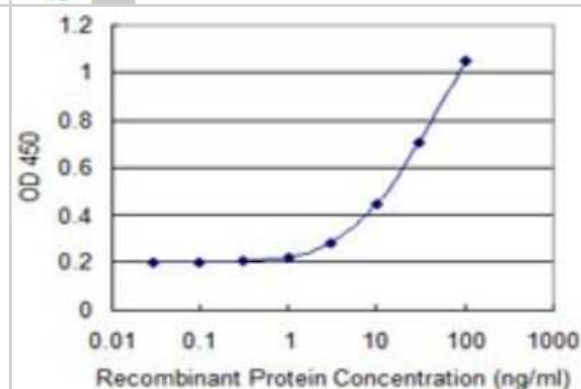
Western Blot: Asialoglycoprotein Receptor 2 Antibody (1D7) [H00000433-M05] - Analysis of ASGR2 expression in transfected 293T cell line by ASGR2 monoclonal antibody (M05), clone 1D7. Lane 1: ASGR2 transfected lysate (Predicted MW: 32.6 KDa). Lane 2: Non-transfected lysate.



Western Blot: Asialoglycoprotein Receptor 2 Antibody (1D7) [H00000433-M05] - Analysis of ASGR2 expression in K-562 (Cat # L009V1).



Sandwich ELISA: Asialoglycoprotein Receptor 2 Antibody (1D7) [H00000433-M05] - Detection limit for recombinant GST tagged ASGR2 is 1 ng/ml as a capture antibody.





Novus Biologicals USA

10730 E. Briarwood Avenue
Centennial, CO 80112
USA

Phone: 303.730.1950
Toll Free: 1.888.506.6887
Fax: 303.730.1966
novus@novusbio.com

Bio-Techne Canada

21 Canmotor Ave
Toronto, ON M8Z 4E6
Canada

Phone: 905.827.6400
Toll Free: 855.668.8722
Fax: 905.827.6402
canada.inquires@bio-techne.com

Bio-Techne Ltd

19 Barton Lane
Abingdon Science Park
Abingdon, OX14 3NB, United Kingdom
Phone: (44) (0) 1235 529449
Free Phone: 0800 37 34 15
Fax: (44) (0) 1235 533420
info.EMEA@bio-techne.com

General Contact Information

www.novusbio.com
Technical Support: technical@novusbio.com
Orders: orders@novusbio.com
General: novus@novusbio.com

Limitations

This product is for research use only and is not approved for use in humans or in clinical diagnosis.
Primary Antibodies are guaranteed for 1 year from date of receipt.

For more information on our 100% guarantee, please visit www.novusbio.com/guarantee

Earn gift cards/discounts by submitting a review: www.novusbio.com/reviews/submit/H00000433-M05

Earn gift cards/discounts by submitting a publication using this product:
www.novusbio.com/publications

