

Product Datasheet

MGA Antibody - BSA Free NBP1-94031

Unit Size: 0.1 ml

Store at 4C short term. Aliquot and store at -20C long term. Avoid freeze-thaw cycles.

www.novusbio.com



technical@novusbio.com

Publications: 1

Protocols, Publications, Related Products, Reviews, Research Tools and Images at:
www.novusbio.com/NBP1-94031

Updated 9/9/2025 v.20.1

Earn rewards for product
reviews and publications.

Submit a publication at www.novusbio.com/publications

Submit a review at www.novusbio.com/reviews/destination/NBP1-94031



NBP1-94031

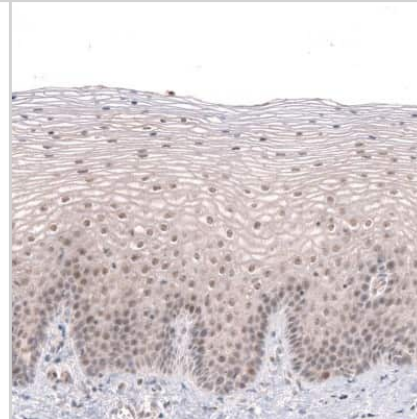
MGA Antibody - BSA Free

Product Information	
Unit Size	0.1 ml
Concentration	Concentrations vary lot to lot. See vial label for concentration. If unlisted please contact technical services.
Storage	Store at 4C short term. Aliquot and store at -20C long term. Avoid freeze-thaw cycles.
Clonality	Polyclonal
Preservative	0.02% Sodium Azide
Isotype	IgG
Purity	Immunogen affinity purified
Buffer	PBS (pH 7.2) and 40% Glycerol
Product Description	
Description	Novus Biologicals Rabbit MGA Antibody - BSA Free (NBP1-94031) is a polyclonal antibody validated for use in IHC, WB and ICC/IF. Anti-MGA Antibody: Cited in 1 publication. All Novus Biologicals antibodies are covered by our 100% guarantee.
Host	Rabbit
Gene ID	23269
Gene Symbol	MGA
Species	Human, Mouse
Reactivity Notes	Use in Mouse reported in scientific literature (PMID:34236315)
Immunogen	This antibody was developed against Recombinant Protein corresponding to amino acids: KLGDVKVEQQKGFDPNPEENSSEFPVTFKEESKFELSGSKVMEQQSNLQPEAK EKECGDSLEKDRERWRKHLKGPLTRKCVGASQECKKEADEQLIKETKTCQEN SDVFQQEQGISDLLGKSGITEDARVLKTECDSSWSRIS
Product Application Details	
Applications	Immunohistochemistry-Paraffin, Immunocytochemistry/ Immunofluorescence, Immunohistochemistry
Recommended Dilutions	Immunohistochemistry 1:500 - 1:1000, Immunocytochemistry/ Immunofluorescence Reported in scientific literature (PMID:34236315), Immunohistochemistry-Paraffin 1:500 - 1:1000
Application Notes	For IHC-Paraffin, HIER pH 6 retrieval is recommended.

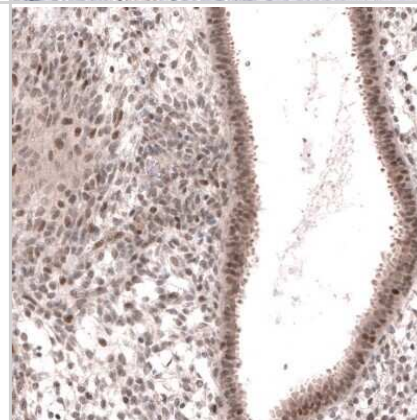


Images

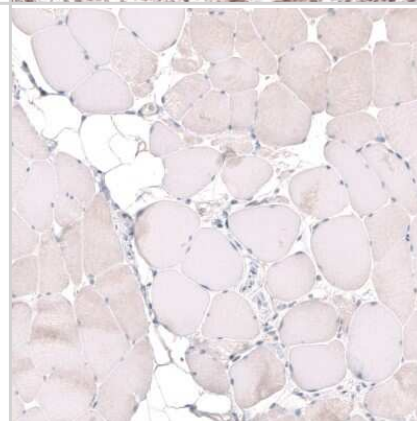
Immunohistochemistry-Paraffin: MGA Antibody [NBP1-94031] - Staining of human uterine cervix shows weak to moderate nuclear positivity in squamous epithelial cells.



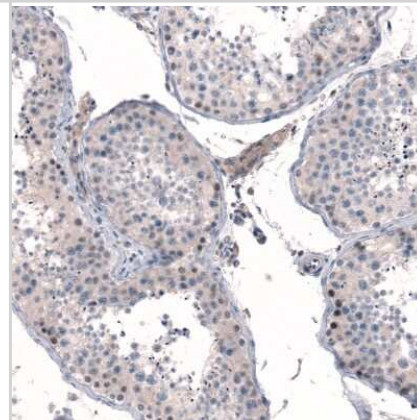
Immunohistochemistry-Paraffin: MGA Antibody [NBP1-94031] - Staining of human endometrium shows moderate nuclear positivity in glandular and stromal cells.



Immunohistochemistry-Paraffin: MGA Antibody [NBP1-94031] - Staining of human skeletal muscle shows no positivity in striated muscle fibers as expected.



Immunohistochemistry-Paraffin: MGA Antibody [NBP1-94031] - Staining of human testis shows moderate nuclear positivity in a subset of cells in seminiferous ducts.



Publications

Mathsyaraja H, Catchpole J, Freie B Et Al. Loss of MGA repression mediated by an atypical polycomb complex promotes tumor progression and invasiveness eLife 2021-07-08 [PMID: 34236315] (ICC/IF, WB)



Novus Biologicals USA

10730 E. Briarwood Avenue
Centennial, CO 80112
USA
Phone: 303.730.1950
Toll Free: 1.888.506.6887
Fax: 303.730.1966
nb-customerservice@bio-techne.com

Bio-Techne Canada

21 Canmotor Ave
Toronto, ON M8Z 4E6
Canada
Phone: 905.827.6400
Toll Free: 855.668.8722
Fax: 905.827.6402
canada.inquires@bio-techne.com

Bio-Techne Ltd

19 Barton Lane
Abingdon Science Park
Abingdon, OX14 3NB, United Kingdom
Phone: (44) (0) 1235 529449
Free Phone: 0800 37 34 15
Fax: (44) (0) 1235 533420
info.EMEA@bio-techne.com

General Contact Information

www.novusbio.com
Technical Support: nb-technical@bio-techne.com
Orders: nb-customerservice@bio-techne.com
General: novus@novusbio.com

Products Related to NBP1-94031

NBP1-94031PEP	MGA Recombinant Protein Antigen
HAF008	Goat anti-Rabbit IgG Secondary Antibody [HRP]
NB7160	Goat anti-Rabbit IgG (H+L) Secondary Antibody [HRP]
NBP2-24891	Rabbit IgG Isotype Control

Limitations

This product is for research use only and is not approved for use in humans or in clinical diagnosis. Primary Antibodies are guaranteed for 1 year from date of receipt.

For more information on our 100% guarantee, please visit www.novusbio.com/guarantee

Earn gift cards/discounts by submitting a review: www.novusbio.com/reviews/submit/NBP1-94031

Earn gift cards/discounts by submitting a publication using this product:
www.novusbio.com/publications

