

Product Datasheet

C7orf59 Antibody NBP1-90936

Unit Size: 0.1 ml

Store at 4C short term. Aliquot and store at -20C long term. Avoid freeze-thaw cycles.

www.novusbio.com



technical@novusbio.com

Protocols, Publications, Related Products, Reviews, Research Tools and Images at:
www.novusbio.com/NBP1-90936

Updated 3/18/2018 v.20.1

Earn rewards for product
reviews and publications.

Submit a publication at www.novusbio.com/publications

Submit a review at www.novusbio.com/reviews/destination/NBP1-90936



NBP1-90936

C7orf59 Antibody


Product Information	
Unit Size	0.1 ml
Concentration	Concentrations vary lot to lot. See vial label for concentration. If unlisted please contact technical services.
Storage	Store at 4C short term. Aliquot and store at -20C long term. Avoid freeze-thaw cycles.
Clonality	Polyclonal
Preservative	0.02% Sodium Azide
Isotype	IgG
Purity	Immunogen affinity purified
Buffer	PBS (pH 7.2) and 40% Glycerol

Product Description	
Host	Rabbit
Gene ID	389541
Gene Symbol	LAMTOR4
Species	Human, Mouse, Rat
Specificity/Sensitivity	Specificity of human, mouse, rat C7orf59 antibody verified on a Protein Array containing target protein plus 383 other non-specific proteins.
Immunogen	This antibody was developed against Recombinant Protein corresponding to amino acids: MTSALTQGLERIPDQLGYLVLSEGAVLASSGDLENDEQAASAISELVSTACGFR LHRGMNVPFKRLSVVFGHEHTLLVTVSGQRVVFVVKRQNRGREPIDV

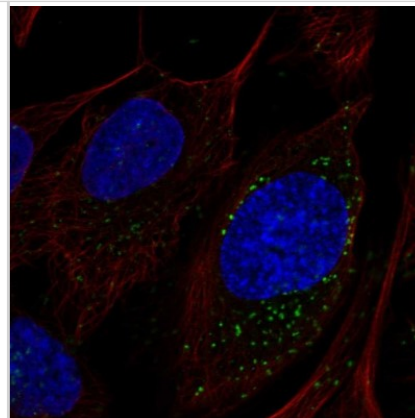
Product Application Details	
Applications	Western Blot, Immunocytochemistry/Immunofluorescence, Immunohistochemistry, Immunohistochemistry-Paraffin
Recommended Dilutions	Western Blot 0.4 ug/ml, Immunohistochemistry 1:20 - 1:50, Immunocytochemistry/Immunofluorescence 1 - 4 ug/ml, Immunohistochemistry-Paraffin 1:20 - 1:50
Application Notes	For IHC-Paraffin, HIER pH 6 retrieval is recommended. Immunocytochemistry/Immunofluorescence Fixation Permeabilization: Use PFA/Triton X-100.

Images

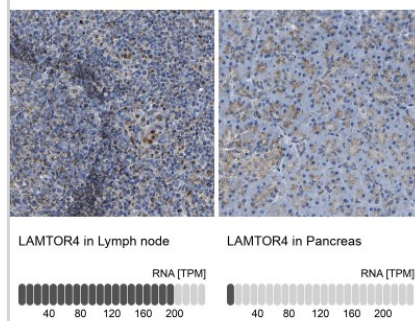
Western Blot: C7orf59 Antibody [NBP1-90936] - Lane 1: NIH-3T3 cell lysate (Mouse embryonic fibroblast cells). Lane 2: NBT-II cell lysate (Rat Wistar bladder tumor cells).



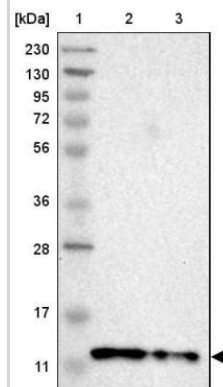
Immunocytochemistry/Immunofluorescence: C7orf59 Antibody [NBP1-90936] - Staining of human cell line U-2 OS shows localization to vesicles.



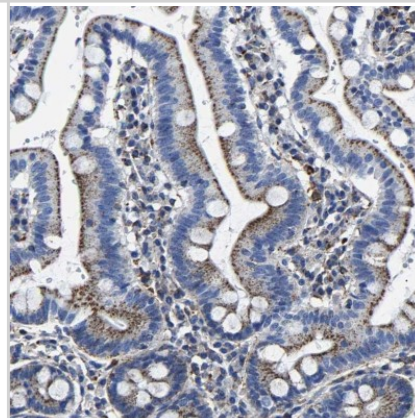
Immunohistochemistry-Paraffin: C7orf59 Antibody [NBP1-90936] - Staining in human lymph node and pancreas tissues using anti-LAMTOR4 antibody. Corresponding LAMTOR4 RNA-seq data are presented for the same tissues.



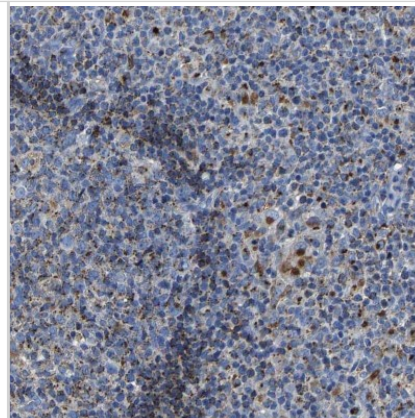
Western Blot: C7orf59 Antibody [NBP1-90936] - Lane 1: Marker [kDa] 230, 130, 95, 72, 56, 36, 28, 17, 11
Lane 2: Human cell line RT-4
Lane 3: Human cell line U-251MG sp



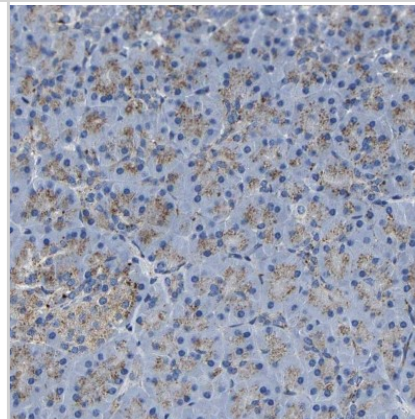
Immunohistochemistry-Paraffin: C7orf59 Antibody [NBP1-90936] - Staining of human duodenum shows cytoplasmic positivity with a granular pattern in glandular cells.



Immunohistochemistry-Paraffin: C7orf59 Antibody [NBP1-90936] - Staining of human lymph node shows high expression.



Immunohistochemistry-Paraffin: C7orf59 Antibody [NBP1-90936] - Staining of human pancreas shows low expression as expected.





Novus Biologicals USA

10730 E. Briarwood Avenue
Centennial, CO 80112
USA
Phone: 303.730.1950
Toll Free: 1.888.506.6887
Fax: 303.730.1966
novus@novusbio.com

Novus Biologicals Canada

461 North Service Road West, Unit B37
Oakville, ON L6M 2V5
Canada
Phone: 905.827.6400
Toll Free: 855.668.8722
Fax: 905.827.6402
canada@novusbio.com

Novus Biologicals Europe

19 Barton Lane
Abingdon Science Park
Abingdon, OX14 3NB, United Kingdom
Phone: (44) (0) 1235 529449
Free Phone: 0800 37 34 15
Fax: (44) (0) 1235 533420
info@bio-techne.com

General Contact Information

www.novusbio.com
Technical Support: technical@novusbio.com
Orders: orders@novusbio.com
General: novus@novusbio.com

Products Related to NBP1-90936

NBP2-65596	C7orf59 Knockout 293T Cell Lysate
NBP1-90936PEP	C7orf59 Recombinant Protein Antigen
HAF008	Goat anti-Rabbit IgG Secondary Antibody [HRP (Horseradish Peroxidase)]
NB7156	Goat anti-Rabbit IgG (H+L) Secondary Antibody
NBP2-24891	Rabbit IgG Isotype Control

Limitations

This product is for research use only and is not approved for use in humans or in clinical diagnosis. Primary Antibodies are guaranteed for 1 year from date of receipt.

For more information on our 100% guarantee, please visit www.novusbio.com/guarantee

Earn gift cards/discounts by submitting a review: www.novusbio.com/reviews/submit/NBP1-90936

Earn gift cards/discounts by submitting a publication using this product:
www.novusbio.com/publications



