

Product Datasheet

MRPL45 Antibody - BSA Free

NBP1-82764

Unit Size: 0.1 ml

Store at 4C short term. Aliquot and store at -20C long term. Avoid freeze-thaw cycles.

www.novusbio.com



technical@novusbio.com

Publications: 1

Protocols, Publications, Related Products, Reviews, Research Tools and Images at:
www.novusbio.com/NBP1-82764

Updated 9/9/2025 v.20.1

Earn rewards for product
reviews and publications.

Submit a publication at www.novusbio.com/publications

Submit a review at www.novusbio.com/reviews/destination/NBP1-82764



NBP1-82764

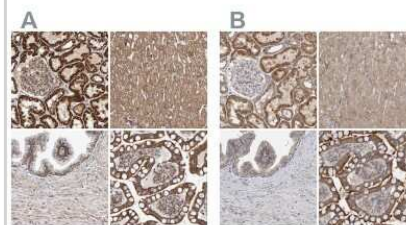
MRPL45 Antibody - BSA Free

Product Information	
Unit Size	0.1 ml
Concentration	Concentrations vary lot to lot. See vial label for concentration. If unlisted please contact technical services.
Storage	Store at 4C short term. Aliquot and store at -20C long term. Avoid freeze-thaw cycles.
Clonality	Polyclonal
Preservative	0.02% Sodium Azide
Isotype	IgG
Purity	Immunogen affinity purified
Buffer	PBS (pH 7.2) and 40% Glycerol
Product Description	
Description	Novus Biologicals Rabbit MRPL45 Antibody - BSA Free (NBP1-82764) is a polyclonal antibody validated for use in IHC, WB and ICC/IF. Anti-MRPL45 Antibody: Cited in 1 publication. All Novus Biologicals antibodies are covered by our 100% guarantee.
Host	Rabbit
Gene ID	84311
Gene Symbol	MRPL45
Species	Human
Reactivity Notes	Immunogen displays the following percentage of sequence identity for non-tested species: Mouse (88%), Rat (86%)
Immunogen	This antibody was developed against Recombinant Protein corresponding to amino acids: VLEYVVFEEKLTNPYGSWRMHTKIVPPWAPPKQPILKTVMIPGPQLKPEEEYEE AQGEAQKPQLA
Product Application Details	
Applications	Western Blot, Immunohistochemistry-Paraffin, Immunocytochemistry/Immunofluorescence, Immunohistochemistry
Recommended Dilutions	Western Blot 0.04-0.4 ug/ml, Immunohistochemistry 1:50 - 1:200, Immunocytochemistry/ Immunofluorescence 0.25-2 ug/ml, Immunohistochemistry-Paraffin 1:50 - 1:200
Application Notes	For IHC-Paraffin, HIER pH 6 retrieval is recommended. ICC/IF Fixation Permeabilization: Use PFA/Triton X-100.

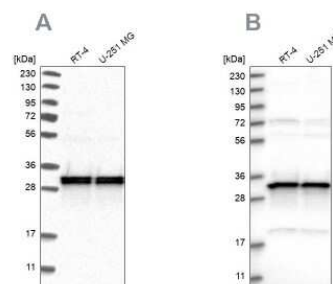


Images

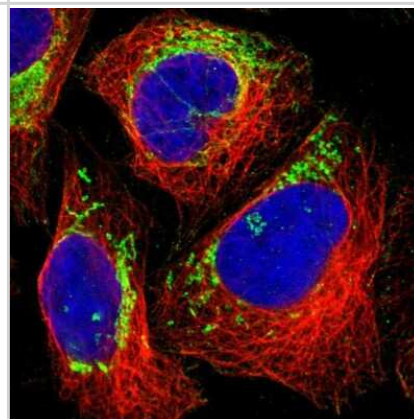
Immunohistochemistry-Paraffin: MRPL45 Antibody [NBP1-82764] - Staining of human kidney, liver, prostate and small intestine using Anti-MRPL45 antibody NBP1-82764 (A) shows similar protein distribution across tissues to independent antibody NBP1-82763 (B).



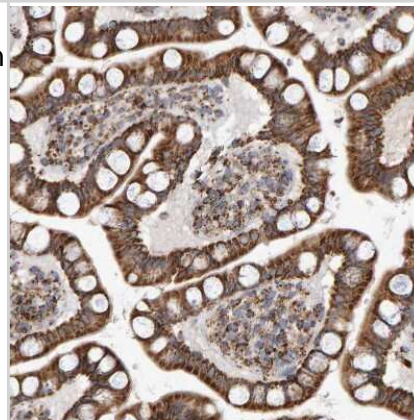
Western Blot: MRPL45 Antibody [NBP1-82764] - Analysis using Anti-MRPL45 antibody NBP1-82764 (A) shows similar pattern to independent antibody NBP1-82763 (B).



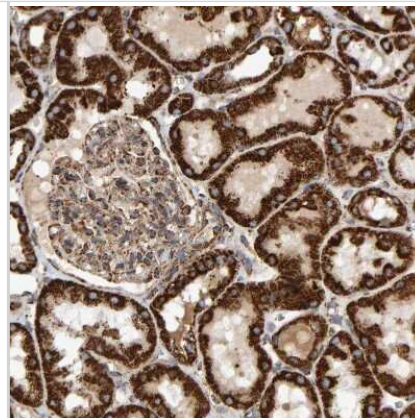
Immunocytochemistry/Immunofluorescence: MRPL45 Antibody [NBP1-82764] - Staining of human cell line U-2 OS shows localization to mitochondria. Antibody staining is shown in green.



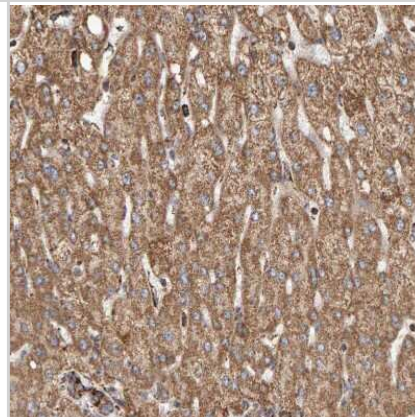
Immunohistochemistry-Paraffin: MRPL45 Antibody [NBP1-82764] - Staining of human small intestine strong granular cytoplasmic positivity in glandular cells.



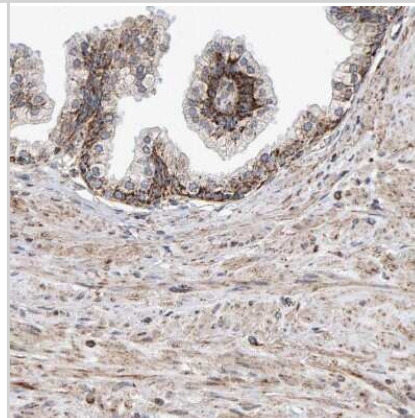
Immunohistochemistry-Paraffin: MRPL45 Antibody [NBP1-82764] - Staining of human kidney shows strong granular cytoplasmic positivity in cells in tubules.



Immunohistochemistry-Paraffin: MRPL45 Antibody [NBP1-82764] - Staining of human liver shows moderate granular cytoplasmic positivity in hepatocytes.



Immunohistochemistry-Paraffin: MRPL45 Antibody [NBP1-82764] - Staining of human prostate shows moderate granular cytoplasmic positivity in glandular cells.



Publications

Lavie J, Lalou C, Mahfouf W et al. The E3 ubiquitin ligase FBXL6 controls the quality of newly synthesized mitochondrial ribosomal proteins Cell reports 2023-05-31 [PMID: 37267103] (WB, Human)



Novus Biologicals USA

10730 E. Briarwood Avenue
Centennial, CO 80112
USA
Phone: 303.730.1950
Toll Free: 1.888.506.6887
Fax: 303.730.1966
nb-customerservice@bio-techne.com

Bio-Techne Canada

21 Canmotor Ave
Toronto, ON M8Z 4E6
Canada
Phone: 905.827.6400
Toll Free: 855.668.8722
Fax: 905.827.6402
canada.inquires@bio-techne.com

Bio-Techne Ltd

19 Barton Lane
Abingdon Science Park
Abingdon, OX14 3NB, United Kingdom
Phone: (44) (0) 1235 529449
Free Phone: 0800 37 34 15
Fax: (44) (0) 1235 533420
info.EMEA@bio-techne.com

General Contact Information

www.novusbio.com
Technical Support: nb-technical@bio-techne.com
Orders: nb-customerservice@bio-techne.com
General: novus@novusbio.com

Products Related to NBP1-82764

NBP1-82764PEP	MRPL45 Recombinant Protein Antigen
HAF008	Goat anti-Rabbit IgG Secondary Antibody [HRP]
NB7160	Goat anti-Rabbit IgG (H+L) Secondary Antibody [HRP]
NBP2-24891	Rabbit IgG Isotype Control

Limitations

This product is for research use only and is not approved for use in humans or in clinical diagnosis. Primary Antibodies are guaranteed for 1 year from date of receipt.

For more information on our 100% guarantee, please visit www.novusbio.com/guarantee

Earn gift cards/discounts by submitting a review: www.novusbio.com/reviews/submit/NBP1-82764

Earn gift cards/discounts by submitting a publication using this product:
www.novusbio.com/publications

