

Product Datasheet

Bu1 Antibody (AV20) NBP1-28340

Unit Size: 0.5 mg

Store at 4C. Do not freeze.

www.novusbio.com



technical@novusbio.com

Protocols, Publications, Related Products, Reviews, Research Tools and Images at:
www.novusbio.com/NBP1-28340

Updated 1/28/2018 v.20.1

Earn rewards for product
reviews and publications.

Submit a publication at www.novusbio.com/publications

Submit a review at www.novusbio.com/reviews/destination/NBP1-28340



NBP1-28340

Bu1 Antibody (AV20)

Product Information	
Unit Size	0.5 mg
Concentration	0.5 mg/ml
Storage	Store at 4C. Do not freeze.
Clonality	Monoclonal
Clone	AV20
Preservative	No Preservative
Isotype	IgG1 Kappa
Purity	Protein A or G purified
Buffer	0.1M BBS (pH 8.2)

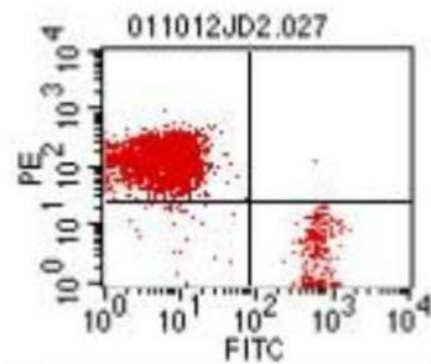
Product Description	
Host	Mouse
Species	Chicken
Reactivity Notes	Chicken
Specificity/Sensitivity	Chicken Bu-1 (chB6), Mr 70-75 kDa
Immunogen	Chicken peripheral blood lymphocytes and splenocytes

Product Application Details	
Applications	Flow Cytometry, Immunohistochemistry, Immunohistochemistry-Frozen, Immunohistochemistry-Paraffin, Immunoprecipitation, Immunocytochemistry
Recommended Dilutions	Flow Cytometry <= 1 ug/10 ⁶ cells, Immunohistochemistry 1:10 - 1:500, Immunoprecipitation 1:10 - 1:500, Immunohistochemistry-Paraffin 1:10-1:500, Immunohistochemistry-Frozen 1:10 - 1:500, Immunocytochemistry

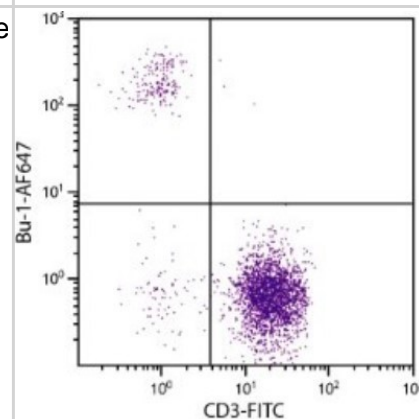


Images

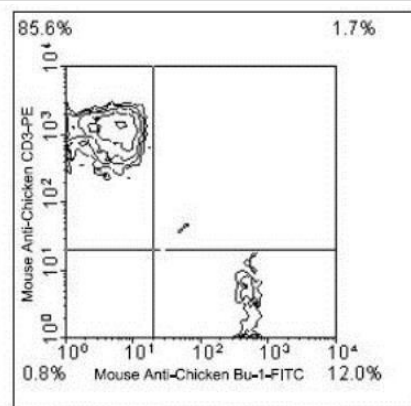
Flow Cytometry: Bu1 Antibody (AV20) [NBP1-28340] - Analysis using the FITC conjugate of NBP1-28340. Staining of 1 ug with CD3-PE on Chicken PBMC.



Flow Cytometry: Bu1 Antibody (AV20) [NBP1-28340] - Analysis using the Biotin conjugate of NBP1-28340. Multiple staining of peripheral blood mononuclear cells.



Flow Cytometry: Bu1 Antibody (AV20) [NBP1-28340] - Analysis using the FITC conjugate of NBP1-28340. Double staining of Chicken peripheral blood mononuclear cells with mouse anti-chicken CD3-R-PE and mouse anti-chicken Bu-1-FITC. Lymphocytes were then gated and the cells analyzed on a flow cytometer.





Novus Biologicals USA

8100 Southpark Way, A-8
Littleton, CO 80120
USA
Phone: 303.730.1950
Toll Free: 1.888.506.6887
Fax: 303.730.1966
novus@novusbio.com

Novus Biologicals Canada

461 North Service Road West, Unit B37
Oakville, ON L6M 2V5
Canada
Phone: 905.827.6400
Toll Free: 855.668.8722
Fax: 905.827.6402
canada@novusbio.com

Novus Biologicals Europe

19 Barton Lane
Abingdon Science Park
Abingdon, OX14 3NB, United Kingdom
Phone: (44) (0) 1235 529449
Free Phone: 0800 37 34 15
Fax: (44) (0) 1235 533420
info@bio-techne.com

General Contact Information

www.novusbio.com
Technical Support: technical@novusbio.com
Orders: orders@novusbio.com
General: novus@novusbio.com

Products Related to NBP1-28340

HAF007	Goat anti-Mouse IgG Secondary Antibody [HRP (Horseradish Peroxidase)]
NB720-B	Rabbit anti-Mouse IgG (H+L) Secondary Antibody [Biotin]
NBP1-43319-0.5mg	Mouse IgG1 Kappa Light Chain Isotype Control (P3.6.2.8.1)
NBP1-28341	Bu1 Antibody (AV20) [FITC]

Limitations

This product is for research use only and is not approved for use in humans or in clinical diagnosis. Primary Antibodies are guaranteed for 1 year from date of receipt.

For more information on our 100% guarantee, please visit www.novusbio.com/guarantee

Earn gift cards/discounts by submitting a review: www.novusbio.com/reviews/submit/NBP1-28340

Earn gift cards/discounts by submitting a publication using this product:
www.novusbio.com/publications

