

# Product Datasheet

## MMP-19 Antibody NB100-91875

Unit Size: 0.1 mg

Store at 4C short term. Aliquot and store at -20C long term. Avoid freeze-thaw cycles.

[www.novusbio.com](http://www.novusbio.com)



[technical@novusbio.com](mailto:technical@novusbio.com)

### Publications: 1

Protocols, Publications, Related Products, Reviews, Research Tools and Images at:  
[www.novusbio.com/NB100-91875](http://www.novusbio.com/NB100-91875)

Updated 10/3/2017 v.20.1

Earn rewards for product  
reviews and publications.

Submit a publication at [www.novusbio.com/publications](http://www.novusbio.com/publications)

Submit a review at [www.novusbio.com/reviews/destination/NB100-91875](http://www.novusbio.com/reviews/destination/NB100-91875)



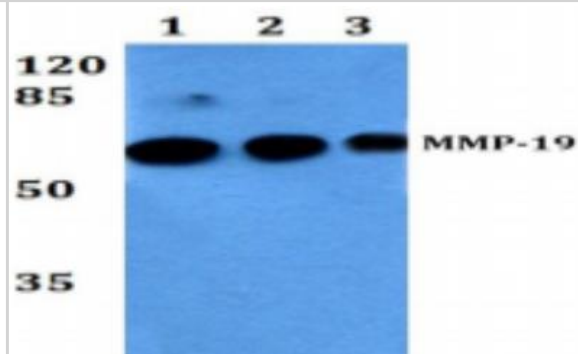
**NB100-91875**

## MMP-19 Antibody

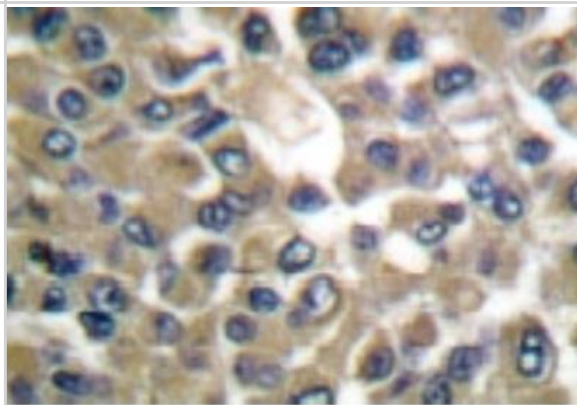
<b>Product Information</b>	
<b>Unit Size</b>	0.1 mg
<b>Concentration</b>	1.0 mg/ml
<b>Storage</b>	Store at 4C short term. Aliquot and store at -20C long term. Avoid freeze-thaw cycles.
<b>Clonality</b>	Polyclonal
<b>Preservative</b>	0.05% Sodium Azide
<b>Purity</b>	Immunogen affinity purified
<b>Buffer</b>	PBS (pH 7.2)
<b>Target Molecular Weight</b>	57 kDa
<b>Product Description</b>	
<b>Host</b>	Rabbit
<b>Gene ID</b>	4327
<b>Gene Symbol</b>	MMP19
<b>Species</b>	Human, Mouse, Rat
<b>Immunogen</b>	Synthetic peptide, corresponding to amino acids 12-60 of Human MMP-19.
<b>Product Application Details</b>	
<b>Applications</b>	Western Blot, Immunohistochemistry, Immunohistochemistry-Paraffin
<b>Recommended Dilutions</b>	Western Blot 1:500-1:1000, Immunohistochemistry 1:10-1:500, Immunohistochemistry-Paraffin 1:50-1:200
<b>Application Notes</b>	Western blot (WB) analysis of MMP-19 (G44) pAb in extracts from HuvEc cells. Immunohistochemistry (IHC) analyzes of MMP-19 (G44) pAb in paraffin-embedded human breast carcinoma tissue.

## Images


Western Blot: MMP19 Antibody [NB100-91875] - Lane1:A549 whole cell lysate. Lane2:Raw264.7 whole cell lysate. Lane3:H9C2 whole cell lysate.



Immunohistochemistry: MMP19 Antibody [NB100-91875] - Analyzes of MMP-19 (G44) antibody in paraffin-embedded human breast carcinoma tissue



Western Blot: MMP19 Antibody [NB100-91875] - Analysis of MMP-19 (G44) antibody in extracts from HuvEc cells



## Publications

Cervinkova M, Horak P, Kanchev I et al. Differential expression and processing of matrix metalloproteinase 19 marks progression of gastrointestinal diseases. *Folia Biol (Praha)*. 2014 [PMID: 25056434] (Human)



### **Novus Biologicals USA**

10730 E. Briarwood Avenue  
Centennial, CO 80112  
USA

Phone: 303.730.1950  
Toll Free: 1.888.506.6887  
Fax: 303.730.1966  
novus@novusbio.com

### **Novus Biologicals Canada**

461 North Service Road West, Unit B37  
Oakville, ON L6M 2V5  
Canada

Phone: 905.827.6400  
Toll Free: 855.668.8722  
Fax: 905.827.6402  
canada@novusbio.com

### **Novus Biologicals Europe**

19 Barton Lane  
Abingdon Science Park  
Abingdon, OX14 3NB, United Kingdom

Phone: (44) (0) 1235 529449  
Free Phone: 0800 37 34 15  
Fax: (44) (0) 1235 533420  
info@bio-techne.com

### **General Contact Information**

www.novusbio.com  
Technical Support: technical@novusbio.com  
Orders: orders@novusbio.com  
General: novus@novusbio.com

### **Limitations**

This product is for research use only and is not approved for use in humans or in clinical diagnosis. Primary Antibodies are guaranteed for 1 year from date of receipt.

For more information on our 100% guarantee, please visit [www.novusbio.com/guarantee](http://www.novusbio.com/guarantee)

Earn gift cards/discounts by submitting a review: [www.novusbio.com/reviews/submit/NB100-91875](http://www.novusbio.com/reviews/submit/NB100-91875)

Earn gift cards/discounts by submitting a publication using this product:  
[www.novusbio.com/publications](http://www.novusbio.com/publications)

