

Product Datasheet

PARP Antibody (5A5) [Biotin] NB100-78366

Unit Size: 0.1 mg

Store at 4C. Do not freeze.

www.novusbio.com



technical@novusbio.com

Protocols, Publications, Related Products, Reviews, Research Tools and Images at:
www.novusbio.com/NB100-78366

Updated 6/27/2018 v.20.1

Earn rewards for product
reviews and publications.

Submit a publication at www.novusbio.com/publications

Submit a review at www.novusbio.com/reviews/destination/NB100-78366



NB100-78366

PARP Antibody (5A5) [Biotin]

Product Information	
Unit Size	0.1 mg
Concentration	0.5 mg/ml
Storage	Store at 4C. Do not freeze.
Clonality	Monoclonal
Clone	5A5
Preservative	0.09% Sodium Azide
Isotype	IgG1 Kappa
Conjugate	Biotin
Purity	Protein G purified
Buffer	PBS (pH 7.2)

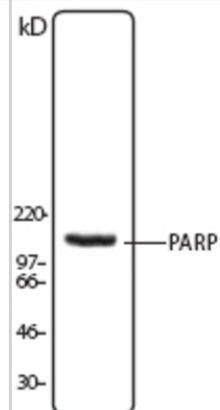
Product Description	
Host	Mouse
Gene ID	142
Gene Symbol	PARP1
Species	Human, Mouse
Reactivity Notes	Cross-reacts with Human and Mouse. Please note that this antibody is reactive to Mouse and derived from the same host, Mouse. Additional Mouse on Mouse blocking steps may be required for IHC and ICC experiments. Please contact Technical Support for more information.
Specificity/Sensitivity	PARP (5A5)
Immunogen	Recombinant fragment (Human).

Product Application Details	
Applications	Western Blot, Immunocytochemistry/Immunofluorescence
Recommended Dilutions	Western Blot 1:100-1:2000, Immunocytochemistry/Immunofluorescence 1:10-1:2000
Application Notes	Immunofluorescence, Western Blot Detects a band of approximately 113 kDa.

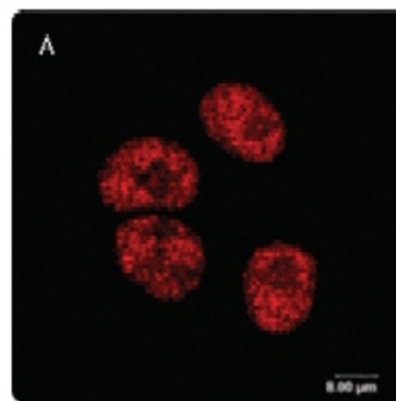


Images

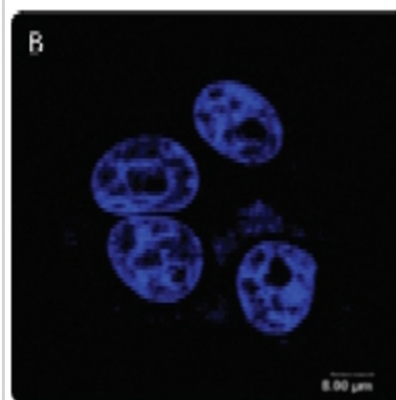
Hela cell lysate was resolved by electrophoresis, transferred to nitrocellulose and probed with anti-PARP antibody. Proteins were visualized using a donkey anti-mouse secondary antibody conjugated to HRP and a chemiluminescence system.



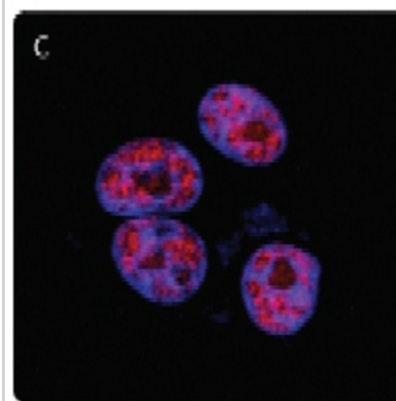
Hela cells stained with PE-conjugated antibody against PARP



Hela cells stained with DAPI to indicate nuclei



Overlay of panels A and B, showing the nuclear localization of PARP





Novus Biologicals USA

10730 E. Briarwood Avenue
Centennial, CO 80112
USA

Phone: 303.730.1950
Toll Free: 1.888.506.6887
Fax: 303.730.1966
novus@novusbio.com

Novus Biologicals Canada

461 North Service Road West, Unit B37
Oakville, ON L6M 2V5
Canada

Phone: 905.827.6400
Toll Free: 855.668.8722
Fax: 905.827.6402
canada@novusbio.com

Novus Biologicals Europe

19 Barton Lane
Abingdon Science Park
Abingdon, OX14 3NB, United Kingdom

Phone: (44) (0) 1235 529449
Free Phone: 0800 37 34 15
Fax: (44) (0) 1235 533420
info@bio-techne.com

General Contact Information

www.novusbio.com
Technical Support: technical@novusbio.com
Orders: orders@novusbio.com
General: novus@novusbio.com

Limitations

This product is for research use only and is not approved for use in humans or in clinical diagnosis. Primary Antibodies are guaranteed for 1 year from date of receipt.

For more information on our 100% guarantee, please visit www.novusbio.com/guarantee

Earn gift cards/discounts by submitting a review: www.novusbio.com/reviews/submit/NB100-78366

Earn gift cards/discounts by submitting a publication using this product:
www.novusbio.com/publications

