

Product Datasheet

AAMP Antibody 24430002

Unit Size: 0.05 mg

Store at 4C short term. Aliquot and store at -20C long term. Avoid freeze-thaw cycles.

www.novusbio.com



technical@novusbio.com

Reviews: 1 Publications: 2

Protocols, Publications, Related Products, Reviews, Research Tools and Images at:
www.novusbio.com/24430002

Updated 8/21/2017 v.20.1

**Earn rewards for product
reviews and publications.**

Submit a publication at www.novusbio.com/publications

Submit a review at www.novusbio.com/reviews/destination/24430002



24430002

AAMP Antibody

Product Information	
Unit Size	0.05 mg
Concentration	Please see the vial label for concentration. If unlisted please contact technical services.
Storage	Store at 4C short term. Aliquot and store at -20C long term. Avoid freeze-thaw cycles.
Clonality	Polyclonal
Preservative	No Preservative
Isotype	IgG
Purity	Immunogen affinity purified
Buffer	20mM Potassium Phosphate (pH 7.0) and 0.15M NaCl

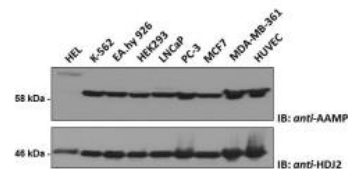
Product Description	
Host	Rabbit
Gene ID	14
Gene Symbol	AAMP
Species	Human
Reactivity Notes	Human.
Specificity/Sensitivity	This product is specific for Human AAMP.
Immunogen	This antibody is specific for the C Terminus Region of the target protein.
Notes	Manufactured by SDIX's proprietary Genomic Antibody Technology™;. GAT FAQs .

Product Application Details	
Applications	Western Blot, ELISA, Immunohistochemistry, Immunohistochemistry-Paraffin
Recommended Dilutions	Western Blot 1:5000-1:20000, ELISA 1:100-1:2000, Immunohistochemistry 1:10-1:500, Immunohistochemistry-Paraffin 1:10-1:500
Application Notes	This antibody is useful in ELISA, Immunohistochemistry-Paraffin and Western Blot.

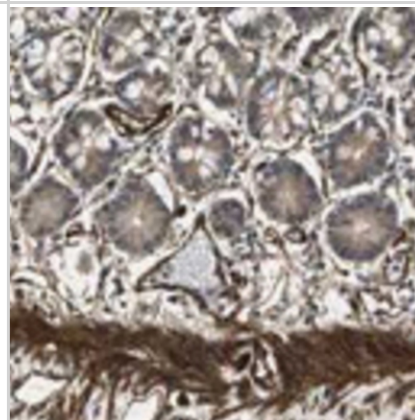


Images

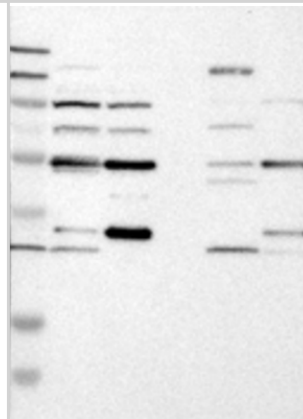
Western Blot: AAMP Antibody [24430002] - AAMP Expression Analysis.
Image from verified customer review.



Immunohistochemistry: AAMP Antibody [24430002] - Normal and malignant tissues generally displayed moderate cytoplasmic positivity often combined with nuclear staining. Respiratory epithelial cells and lung demonstrated strong membranous staining. Blood vessels, sinusoids in the spleen and smooth muscle cells were distinctly stained. Several of the testicular cancers displayed strong staining. Image and statement courtesy of the Human Protein Atlas (HPA).

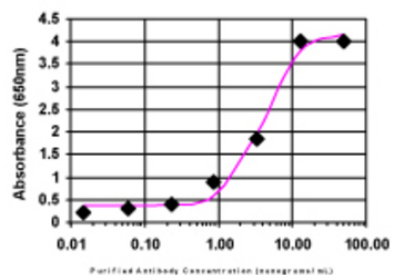


Western Blot: AAMP Antibody [24430002] - Samples: Lane 1, Marker [kDa]: 250, 130, 95, 72, 55, 36, 28, 17, 11 Lane 2, RT-4 Lane 3, U-251MG sp Lane 4, Human Plasma Lane 5, Liver Lane 6, Tonsil, Target weight [kDa]: 47 Validation score: 2



ELISA: AAMP Antibody [24430002]

ELISA:



The affinity purified antibody was serially diluted onto an ELISA plate coated with a recombinant protein fragment.

Publications

Garrison C, Lastwika K, Zhang Y et al. Proteomic Analysis, Immune Dysregulation and Pathway Interconnections with Obesity. Journal of Proteome Research Oct 21 2016 12:00AM [PMID: 27769113] (MiAr)

Details:

AAMP Antibody used in microarray creation

Rho JH, Lampe PD. High-throughput screening for native autoantigen-autoantibody complexes using antibody microarrays. Journal of Proteome Research May 3 2014 12:00AM [PMID: 23541305] (MiAr)

Details:

Anti-AAMP used in screening array





Novus Biologicals USA

8100 Southpark Way, A-8
Littleton, CO 80120
USA

Phone: 303.730.1950
Toll Free: 1.888.506.6887
Fax: 303.730.1966
novus@novusbio.com

Novus Biologicals Canada

461 North Service Road West, Unit B37
Oakville, ON L6M 2V5
Canada

Phone: 905.827.6400
Toll Free: 855.668.8722
Fax: 905.827.6402
canada@novusbio.com

Novus Biologicals Europe

19 Barton Lane
Abingdon Science Park
Abingdon, OX14 3NB, United Kingdom

Phone: (44) (0) 1235 529449
Free Phone: 0800 37 34 15
Fax: (44) (0) 1235 533420
info@bio-techne.com

General Contact Information

www.novusbio.com
Technical Support: technical@novusbio.com
Orders: orders@novusbio.com
General: novus@novusbio.com

Limitations

This product is for research use only and is not approved for use in humans or in clinical diagnosis. Primary Antibodies are guaranteed for 1 year from date of receipt.

For more information on our 100% guarantee, please visit www.novusbio.com/guarantee

Earn gift cards/discounts by submitting a review: www.novusbio.com/reviews/submit/24430002

Earn gift cards/discounts by submitting a publication using this product:
www.novusbio.com/publications

