

Product Datasheet

5-HT2B Antibody 19510002

Unit Size: 0.05 mg

Store at 4C short term. Aliquot and store at -20C long term. Avoid freeze-thaw cycles.

www.novusbio.com



technical@novusbio.com

Publications: 2

Protocols, Publications, Related Products, Reviews, Research Tools and Images at:
www.novusbio.com/19510002

Updated 3/4/2019 v.20.1

Earn rewards for product
reviews and publications.

Submit a publication at www.novusbio.com/publications

Submit a review at www.novusbio.com/reviews/destination/19510002



19510002**5-HT2B Antibody**

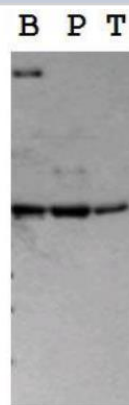
Product Information	
Unit Size	0.05 mg
Concentration	Please see the vial label for concentration. If unlisted please contact technical services.
Storage	Store at 4C short term. Aliquot and store at -20C long term. Avoid freeze-thaw cycles.
Clonality	Polyclonal
Preservative	No Preservative
Isotype	IgG
Purity	Immunogen affinity purified
Buffer	20mM Potassium Phosphate (pH 7.0) and 0.15M NaCl

Product Description	
Host	Rabbit
Gene ID	3357
Gene Symbol	HTR2B
Species	Human
Reactivity Notes	Human.
Specificity/Sensitivity	This product is specific for Human 5HT2B.
Immunogen	This antibody is specific for the Middle Region of the target protein.
Notes	Manufactured by SDIX's proprietary Genomic Antibody Technology™; GAT FAQs .

Product Application Details	
Applications	Western Blot, ELISA, Immunocytochemistry/Immunofluorescence, Immunohistochemistry, Immunohistochemistry-Paraffin
Recommended Dilutions	Western Blot 1:100-1:2000, ELISA 1:100-1:2000, Immunohistochemistry 1:10-1:500, Immunocytochemistry/Immunofluorescence 1:10-1:500, Immunohistochemistry-Paraffin 1:10-1:500

Images

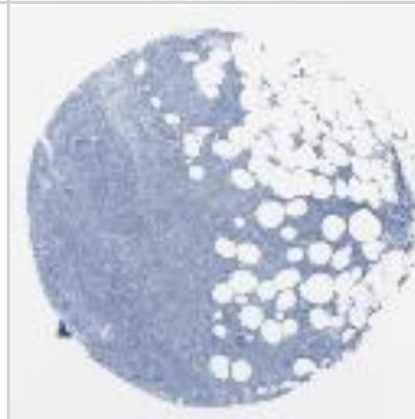
Western Blot: 5-HT2B Antibody [19510002] - B = Total human brain extract (5ug). P = Total human placenta extract (5ug). T = Total human breast tumor extract (5ug). The blot was probed with Genomic Antibodies overnight. (1:10,000), washed, probed with goat anti rabbit-HRP conjugate at 1:5000 dilution, washed and developed with chemiluminescence (film 5-30sec exposures).



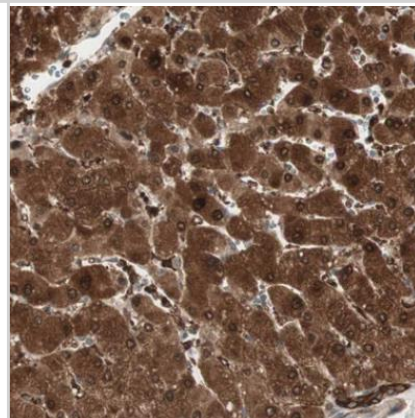
Immunocytochemistry/Immunofluorescence: 5-HT2B Antibody [19510002] - Confocal immunofluorescent analysis of HeLa cells using LSD1 (C69G12) Rabbit mAb (green). Actin filaments have been labeled with Alexa Fluor 555 phalloidin (red).



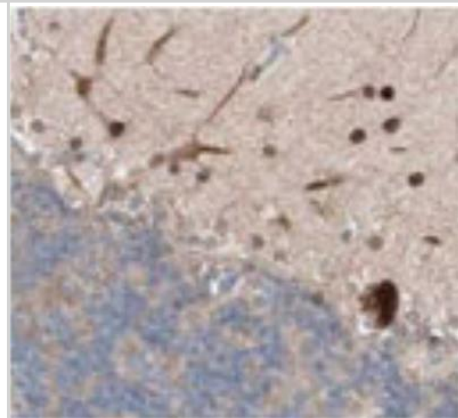
Immunohistochemistry: 5-HT2B Antibody [19510002] - Most normal and malignant cells showed a moderate or strong cytoplasmic staining. Malignant lymphomas and gliomas were either negative or weakly cytoplasmic stained. Image (malignant lymphoma) was provided courtesy of the Swedish Human Proteome Resource (HPR) Center.



Immunohistochemistry-Paraffin: 5-HT2B Antibody [19510002] - Staining of human liver shows strong cytoplasmic and nuclear positivity in hepatocytes.

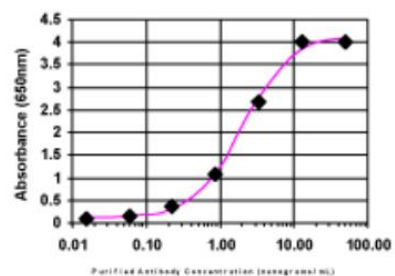


Immunohistochemistry: 5-HT2B Antibody [19510002] - Anti HTR2B SEQer antibody



ELISA: 5-HT2B Antibody [19510002]

ELISA:



The affinity purified antibody was serially diluted onto an ELISA plate coated with a recombinant protein fragment.

Publications

Garrison C, Lastwika K, Zhang Y et al. Proteomic Analysis, Immune Dysregulation and Pathway Interconnections with Obesity. *Journal of Proteome Research* Oct 21 2016 12:00AM [PMID: 27769113] (MiAr)

Details:

5-HT2B Antibody used in microarray creation

Rho JH, Lampe PD. High-throughput screening for native autoantigen-autoantibody complexes using antibody microarrays. *Journal of Proteome Research* May 3 2014 12:00AM [PMID: 23541305] (MiAr)

Details:

Anti-5-HT2B used in screening array



Novus Biologicals USA

10730 E. Briarwood Avenue
Centennial, CO 80112
USA

Phone: 303.730.1950
Toll Free: 1.888.506.6887
Fax: 303.730.1966
novus@novusbio.com

Novus Biologicals Canada

461 North Service Road West, Unit B37
Oakville, ON L6M 2V5
Canada

Phone: 905.827.6400
Toll Free: 855.668.8722
Fax: 905.827.6402
canada@novusbio.com

Novus Biologicals Europe

19 Barton Lane
Abingdon Science Park
Abingdon, OX14 3NB, United Kingdom

Phone: (44) (0) 1235 529449
Free Phone: 0800 37 34 15
Fax: (44) (0) 1235 533420
info@bio-techne.com

General Contact Information

www.novusbio.com
Technical Support: technical@novusbio.com
Orders: orders@novusbio.com
General: novus@novusbio.com

Limitations

This product is for research use only and is not approved for use in humans or in clinical diagnosis. Primary Antibodies are guaranteed for 1 year from date of receipt.

For more information on our 100% guarantee, please visit www.novusbio.com/guarantee

Earn gift cards/discounts by submitting a review: www.novusbio.com/reviews/submit/19510002

Earn gift cards/discounts by submitting a publication using this product:
www.novusbio.com/publications

